

TLC

Linea

MODULAR STAIRS





GENERAL INFORMATION

■ **Linea** is one of the TLC Group products from the newly developed branch of modular stairs. The basic system elements consist of landings and stairs with industrial railings. Wide range of possible variants allow for easy adjustment of the product to clients' needs.

It is an innovative solution that differs from usually offered industrial stairs manufactured by TLC. **Linea** allows to skip the time- and money-consuming process of preparing individual technical documentation for bespoke.

LINEA ADVANTAGES:

- Low price of the project realisation
- Time-saving - easy assembly basing on screw connectors only
- High quality realisation - resistant to external factors
- Safety and stability of the steps
- Short realisation time

Screw connections



Internal stairs
Zn



External stairs
Zn + RAL 7040



Modular construction



Max workload
3kN/m²



Manufactured according to EN ISO 14122-3 standard



ASSEMBLY VARIANTS

LINEA modular stairs system provides for upper landing assembly in 6 configurations.

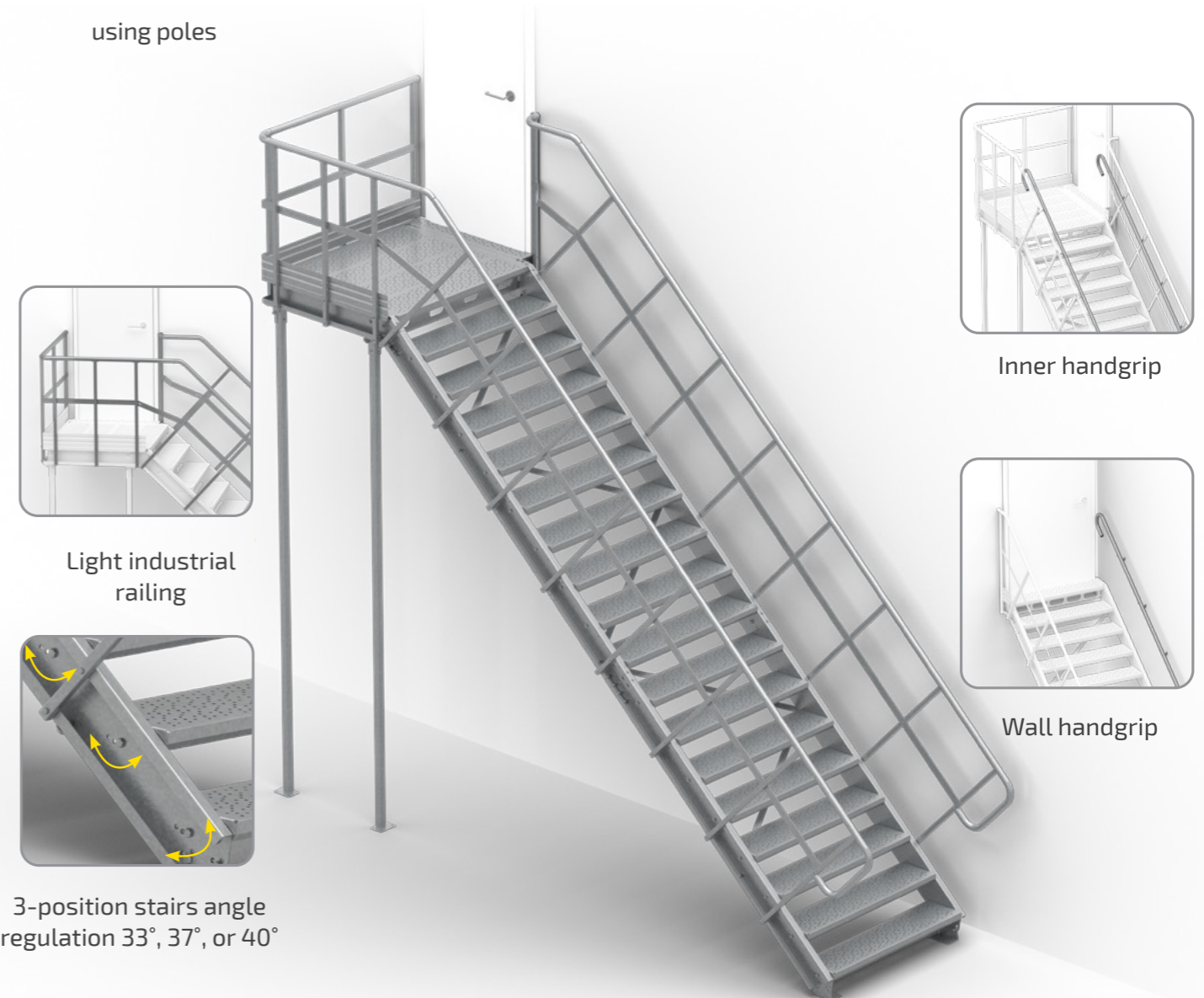


For variants P, BP there is a possibility to install one-sided railing.




LINEA KEY FEATURES

- 3-position step angle regulation: 33, 37, 40°
- Range from 2 to 18 steps (329-3583 mm)
- 5 flight widths: 800, 900, 1000, 1100, 1200mm
- Two assembly options for side exit landing: using supports (console brackets) anchored to the wall; using poles



Light industrial railing



3-position stairs angle regulation 33°, 37°, or 40°



Inner handgrip



Wall handgrip

Available assembly options:

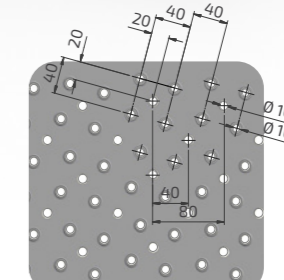


Support poles

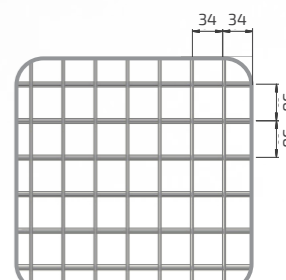


Support brackets

Available step fillings:



Profiled grating



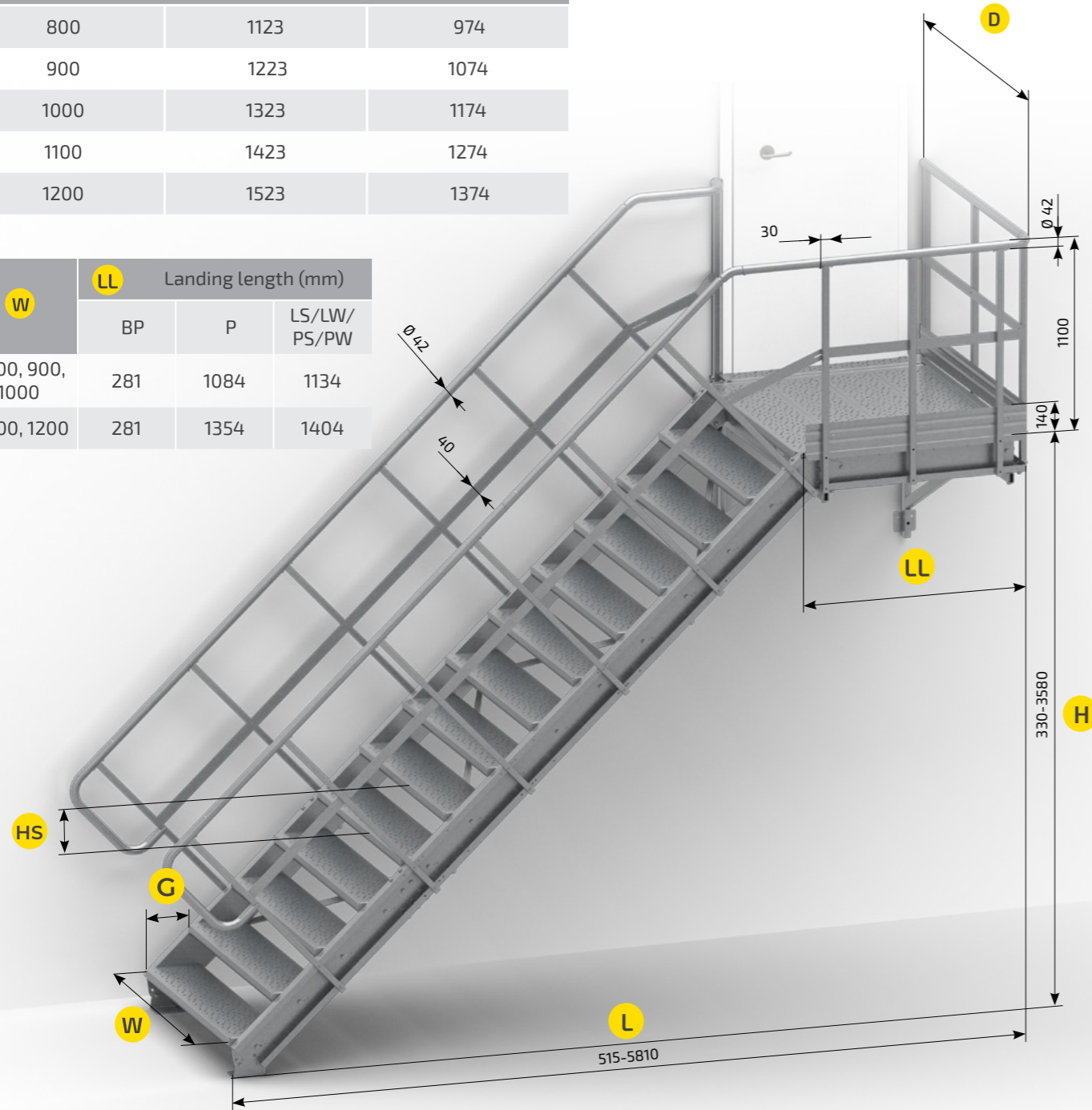
Welded grating

LINEA TECHNICAL SPECIFICATION

⚠ To ensure proper placement and use of the stairs, they should be assembled on concrete, levelled surface.

W Usable width (mm)	D Total width LS, LW, PS, PW	D Total width P, BP
800	1123	974
900	1223	1074
1000	1323	1174
1100	1423	1274
1200	1523	1374

W	LL Landing length (mm)		
	BP	P	LS/LW/PS/PW
800, 900, 1000	281	1084	1134
1100, 1200	281	1354	1404



Max workload 3kN/m²

Manufactured according to EN ISO 14122-3 standard

Material: steel S355 MC / S235 JR

Internal stairs ZN

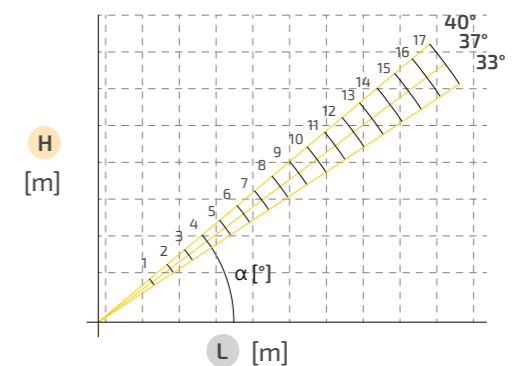
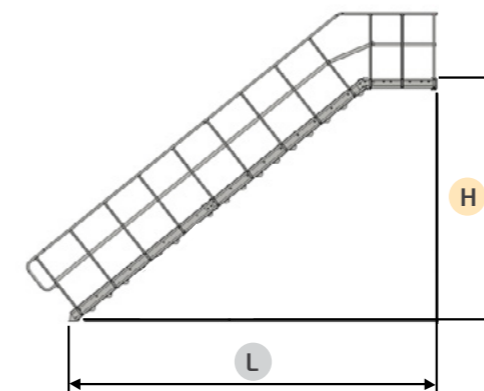
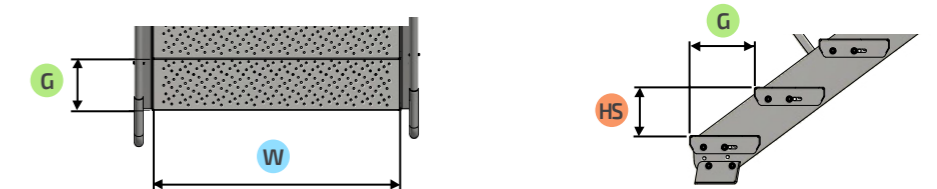
External stairs ZN + RAL 7040

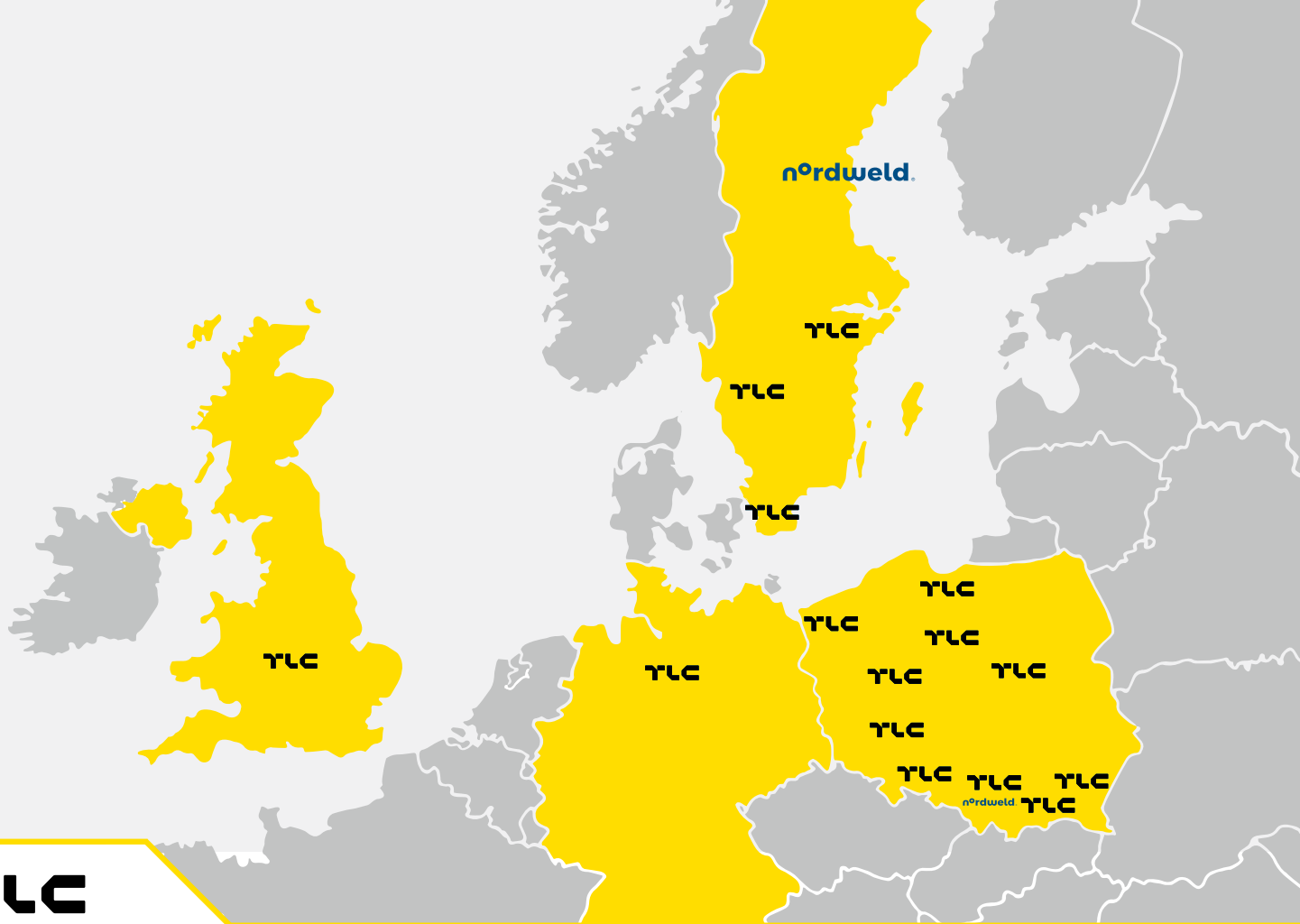


CHOOSING LENGTH AND POSITION

- The table below presents height and length of the stairs depending on the number of steps and landing variant.
- 1) Choose the type of stairs from page 4. (P, BP, LS, LW, PS, PW).
- 2) Estimate the height of stairs you need, and then find the value in the column H.
- 3) Check the value in the column L that corresponds to the value from column H that you have chosen before. The L value is the length of the flight of stairs – check if it fits your area.

Number of steps	TYPE 33								TYPE 37								TYPE 40								
	G = 260 mm				HS = 171 mm				G = 250 mm				HS = 185,5 mm				G = 238 mm				HS = 200 mm				
	Variant	BP	P	LS/PS	LW/PW	Variant	BP	P	LS/PS	LW/PW	Variant	BP	P	LS/PS	LW/PW	Variant	BP	P	LS/PS	LW/PW					
	W →	800	800	1100	800	900	1000	1200	800	900	1000	1200	800	900	1000	1200	800	900	1000	1200	800	900	1000	1200	
	H ↓	1200	1000	1200	1000	1200	1000	1200	1000	1200	1000	1200	1000	1200	1000	1200	1000	1200	1000	1200	1000	1200	1000	1200	
		L ↓								L ↓								L ↓							
2		330	537	1340	1610	1390	1660	-	-	370	515	1318	1588	1368	1638	-	-	390	537	1340	1610	1390	1660	-	-
3		500	797	1600	1870	1650	1920	-	-	560	767	1570	1840	1620	1890	-	-	590	767	1570	1840	1620	1890	-	-
4		670	1057	1860	2130	1910	2180	-	-	740	1017	1820	2090	1870	2140	-	-	790	1007	1810	2080	1860	2130	-	-
5		840	1317	2120	2390	2170	2440	-	-	930	1267	2070	2340	2120	2390	2120	2390	990	1247	2050	2320	2100	2370	2100	2370
6		1010	1577	2380	2650	2430	2700	2430	2700	1110	1507	2310	2580	2360	2630	2360	2630	1190	1487	2290	2560	2340	2610	2340	2610
7		1180	1837	2640	2910	2690	2960	2690	2960	1300	1757	2560	2830	2610	2880	2610	2880	1390	1717	2520	2790	2570	2840	2570	2840
8		1360	2097	2900	3170	2950	3220	2950	3220	1490	2007	2810	3080	2860	3130	2860	3130	1590	1957	2760	3030	2810	3080	2810	3080
9		1530	2347	3150	3420	3200	3470	3200	3470	1670	2257	3060	3330	3110	3380	3110	3380	1790	2197	3000	3270	3050	3320	3050	3320
10		1700	2607	3410	3680	3460	3730	3460	3730	1860	2507	3310	3580	3360	3630	3360	3630	1990	2437	3240	3510	3290	3560	3290	3560
11		1870	2867	3670	3940	3720	3990	3720	3990	2040	2757	3560	3830	3610	3880	3610	3880	2190	2677	3480	3750	3530	3800	3530	3800
12		2040	3127	3930	4200	3980	4250	3980	4250	2230	3007	3810	4080	3860	4130	3860	4130	2390	2907	3710	3980	3760	4030	3760	4030
13		2210	3387	4190	4460	4240	4510	4240	4510	2410	3257	4060	4330	4110	4380	4110	4380	2590	3147	3950	4220	4000	4270	4000	4270
14		2380	3647	4450	4720	4500	4770	4500	4770	2600	3507	4310	4580	4360	4630	4360	4630	2780	3387	4190	4460	4240	4510	4240	4510
15		2550	3907	4710	4980	4760	5030	4760	5030	2780	3747	4550	4820	4600	4870	4600	4870	2980	3627	4430	4700	4480	4750	4480	4750
16		2720	4167	4970	5240	5020	5290	5020	5290	2970	3997	4800	5070	4850	5120	4850	5120	3180	3867	4670	4940	4720	4990	4720	4990
17		2890	4437	5240	5510	5290	5560	5290	5560	3160	4247	5050	5320	5100	5370	5100	5370	3380	4097	4900	5170	4950	5220	4950	5220
18		3060	4687	5490	5760	5540	5810	5540	5810	3340	4497	5300	5570	5350	5620	5350	5620	3580	4337	5140	5410	5190	5460	5190	5460





TLC

POLAND

SWEDEN

UNITED KINGDOM

GERMANY

TLC Sp z o. o.

Inter **TLC** AB

Inter **TLC** Ltd

Inter **TLC** GmbH

+48 18 35 00 800
 info@tlc.eu
 tlc.eu

+46 70 525 99 18
 info@intertlc.se
 intertlc.se

+44 2033 690 080
 info@intertlc.co.uk
 intertlc.co.uk

+49 5147 709 00 72
 info@intertlc.de
 intertlc.de

TLC Rental

n°rdweld. TBS

+48 22 720 17 17
 info@tlcrental.pl
 tlcrental.pl

+46 73 818 34 44
 info@nordweld.eu
 nordweld.eu

n°rdweld. Sp z o. o.

+48 600 151 551
 info@nordweld.eu
 nordweld.eu

TLC - MANUFACTURER OF STAIRS AND STEEL PLATFORMS FOR BUILDING INDUSTRY

TLC RENTAL - MOBILE PROTECTION SYSTEMS FOR CONSTRUCTION SITES

NORDWELD TBS - INNOVATIVE TANK BUILDING SYSTEM