

---

*Załącznik nr. 2*

*Zestawienie elementów*

*schodów spiralnych modułowych CARLA*

---



Piotr Abram

*Piotr Abram*

.....  
(Wykonał)

Robert Cieśla

*Robert Cieśla*

.....  
(Sprawdził)

Miłosz Muzyka

*Miłosz Muzyka*

.....  
(Zatwierdził)

Wydanie 1.1, lipiec 2020

## Tabela zmian

Lp	IMIĘ I NAZWISKO	DZIAŁ	DATA ZMIANY	ZAKRES ZMIANY	UWAGI
1					
2					
3					
4					
5					
6					
7					
8					
9					
10					
11					
12					
13					
14					
15					

## Spis treści

1. Elementy składowe .....	4
2. Graficzny wykaz elementów Systemu CARLA.....	1
3. Graficzny wykaz elementów złącznych Systemu CARLA.....	11

## 1. Elementy składowe


Podstawowymi elementami schodów CARLA są podesty i schodnia wraz z barierkami. Schody dostępne są w maksymalnej wysokości 6000mm oraz promieniu 900, 1000, 1100mm. Konstrukcja systemu schodów modułowych CARLA przewiduje wersje prawą, lewą schodów oraz montaż górnego podestu w dwóch konfiguracjach przedstawionych poniżej. System schodów przewiduje regulację wysokości stopnia w zakresie do 160mm do 200mm, wysokość stopnia ustalana jest na etapie zamówienia.




Rysunek 1. Podest z zejściem na wprost L1



Rysunek 2. Podest z zejściem na wprost L2



Rysunek 3. Podest z zejściem na wprost L3




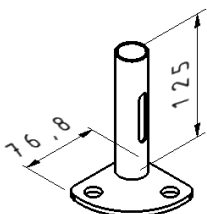

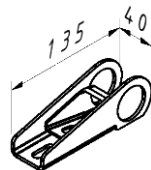
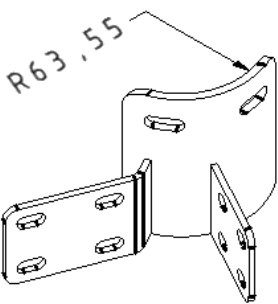
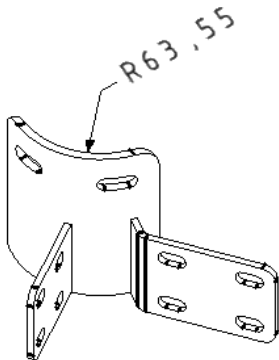
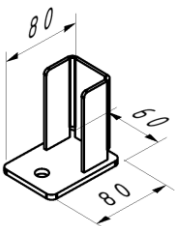
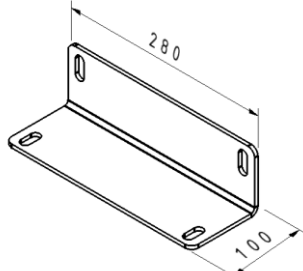
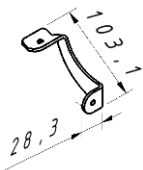
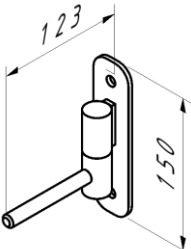
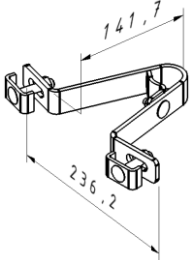
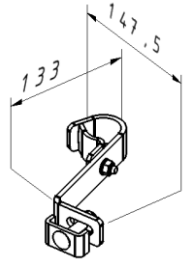
Rysunek 4. Podest z zejściem na bok

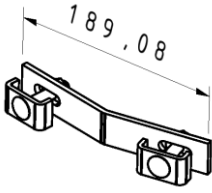
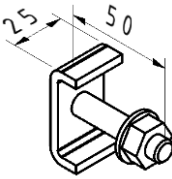
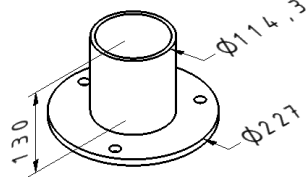


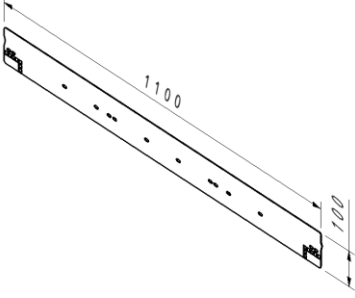
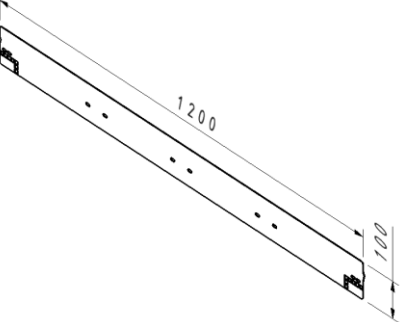
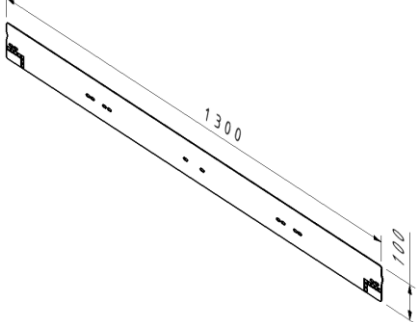
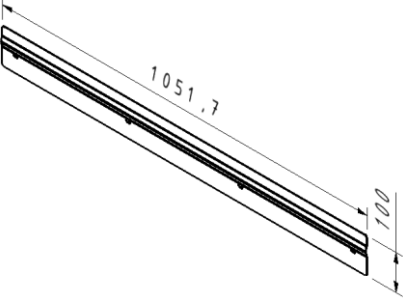
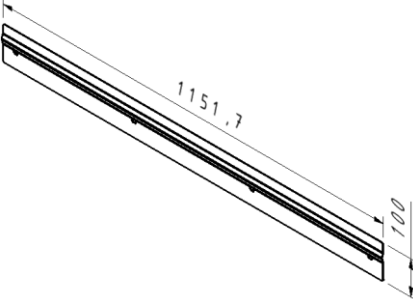
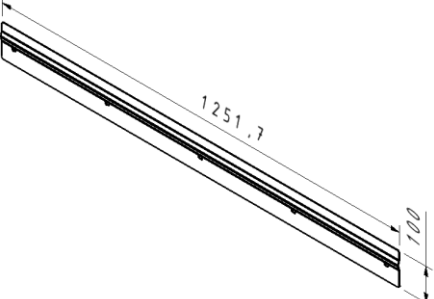
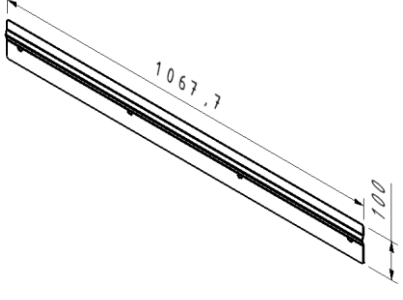
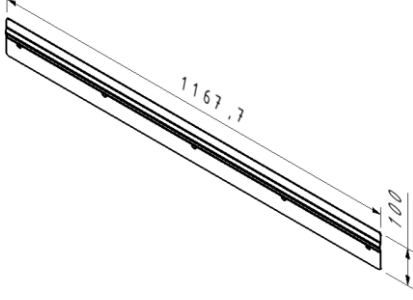
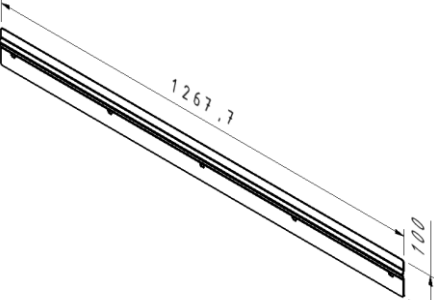
Rysunek 5. Podest z zejściem bezpośrednim

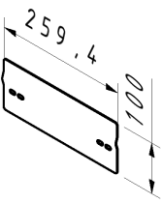
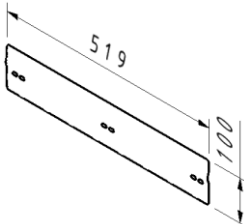
## 2. Graficzny wykaz elementów Systemu CARLA

Tabela 5. Wykaz elementów.

SL/SP 		
Masa: zależna od zamówienia		
CR-A1  <p>Masa: 3,764 kg</p>	CR-A2  <p>Masa: 0,215 kg</p>	CR-A3  <p>Masa: 0,274 kg</p>
CR-A4  <p>Masa: 2,816 kg</p>	CR-A5  <p>Masa: 2,816 kg</p>	
CR-A6  <p>Masa: 0,373 kg</p>	CR-A8  <p>Masa: 1,877 kg</p>	CR-A9  <p>Masa: 0,073kg</p>
M-D-Z-3  <p>Masa: 0,54 kg</p>	CR-L1  <p>Masa: 0,763 kg</p>	CR-L2  <p>Masa: 0,474 kg</p>

<p>CR-L4</p>  <p>Masa: 0,397 kg</p>	<p>M-KR-UK-G11</p>  <p>Masa: 0,097kg</p>	<p>M-D-A-1A</p>  <p>Masa: 0,332 kg</p>
--	---	---

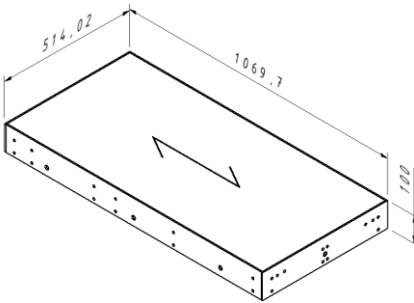
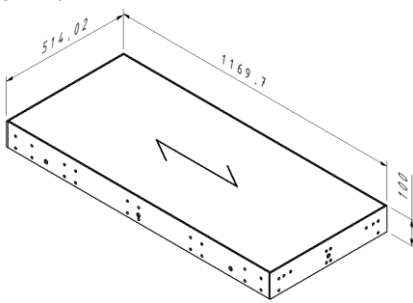
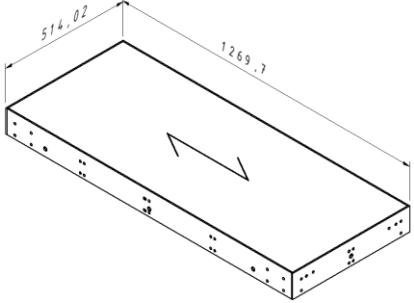
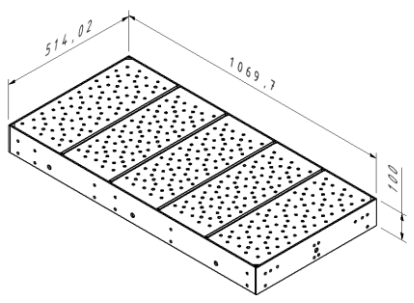
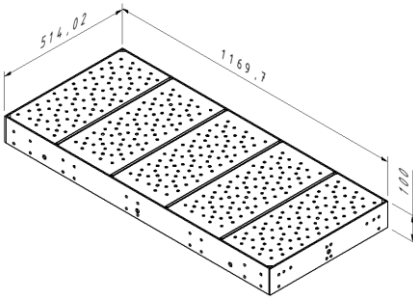
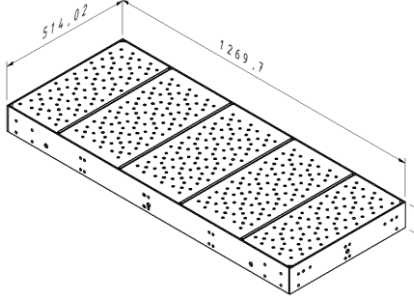
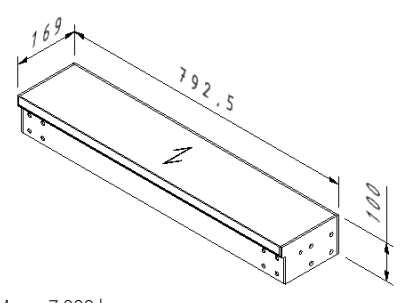
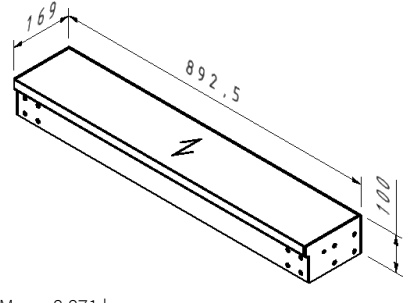
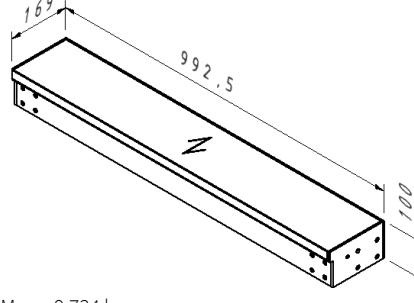
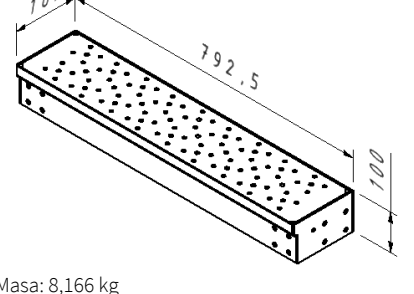
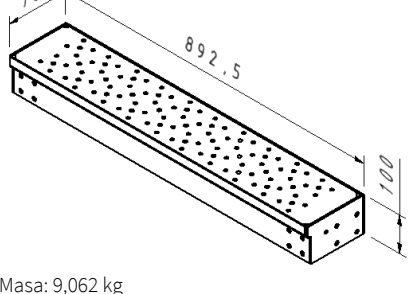
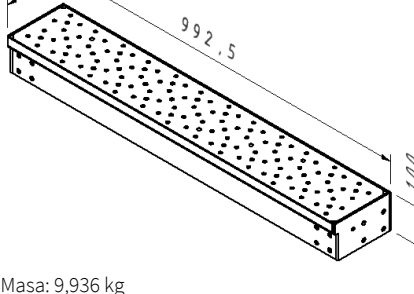
R900	R1000	R1100
<p>CR-K1</p>  <p>Masa: 1,277 kg</p>	<p>CR-K2</p>  <p>Masa: 1,400 kg</p>	<p>CR-K3</p>  <p>Masa: 1,515 kg</p>
<p>CR-K4</p>  <p>Masa: 1,246 kg</p>	<p>CR-K5</p>  <p>Masa: 1,365 kg</p>	<p>CR-K6</p>  <p>Masa: 1,483 kg</p>
<p>CR-K8</p>  <p>Masa: 1,265 kg</p>	<p>CR-K9</p>  <p>Masa: 1,383 kg</p>	<p>CR-K10</p>  <p>Masa: 1,502 kg</p>

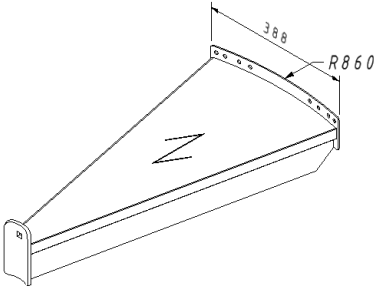
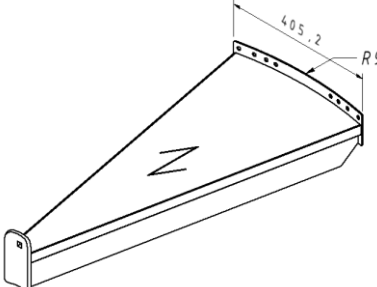
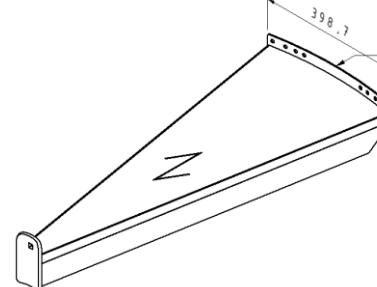
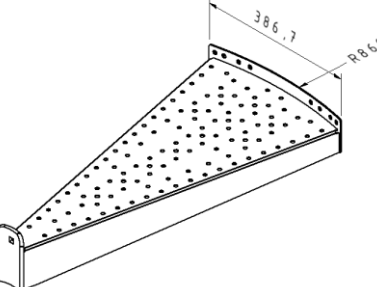
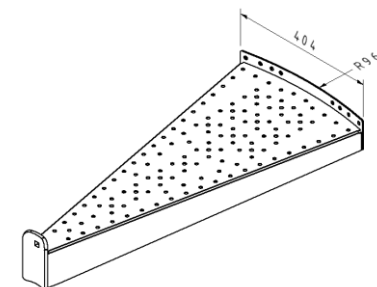
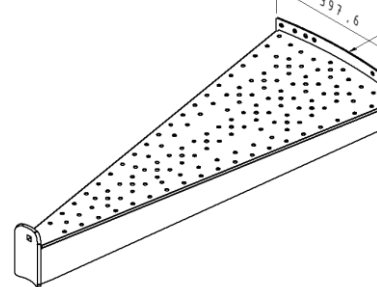
<p>CR-K7</p> 	<p>CR-K11</p> 
--	---

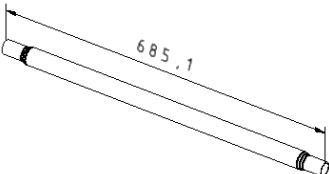
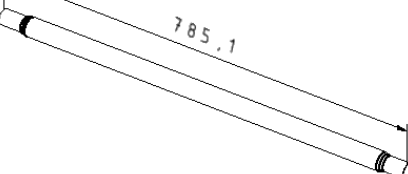
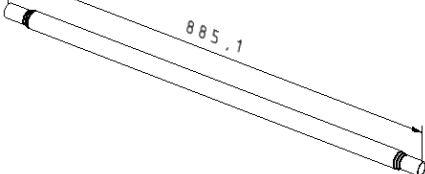
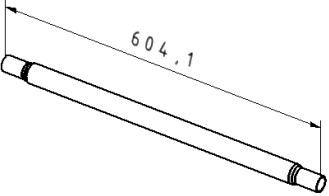
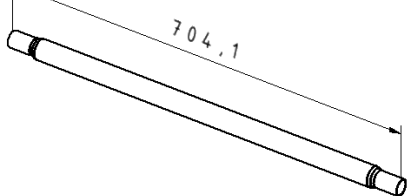
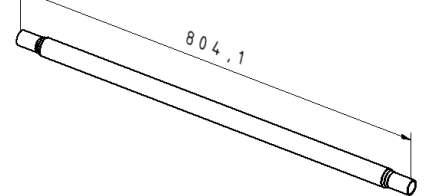
Masa: 0,304 kg      Masa: 0,611 kg

R900	R1000	R1100
<p>CR-M1a</p> <p>Masa: 28,279 kg</p>	<p>CR-M1b</p> <p>Masa: 34,514 kg</p>	<p>CR-M1c</p> <p>Masa: 39,485 kg</p>
<p>CR-M3a</p> <p>Masa: 31,109 kg</p>	<p>CR-M3b</p> <p>Masa: 36,079 kg</p>	<p>CR-M3c</p> <p>Masa: 42,838 kg</p>
<p>CR-M2a</p> <p>Masa: 14,264 kg</p>	<p>CR-M2b</p> <p>Masa: 15,832 kg</p>	<p>CR-M2c</p> <p>Masa: 16,948 kg</p>
<p>CR-M4a</p> <p>Masa: 15,591 kg</p>	<p>CR-M4b</p> <p>Masa: 16,727 kg</p>	<p>CR-M4c</p> <p>Masa: 17,867 kg</p>

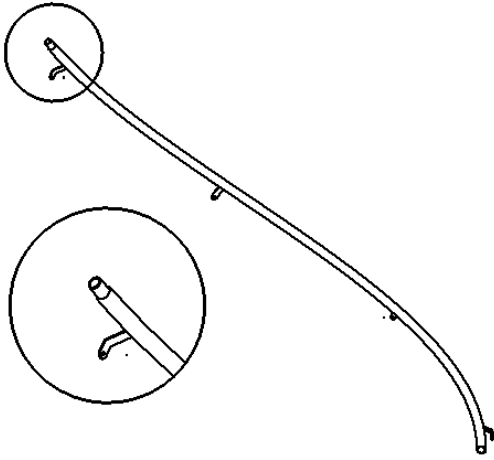


R900	R1000	R1100
<p>CR-M7a</p>  <p>Masa: 20,521 kg</p>	<p>CR-M7b</p>  <p>Masa: 22,951 kg</p>	<p>CR-M7c</p>  <p>Masa: 24,419 kg</p>
<p>CR-M8a</p>  <p>Masa: 23,255 kg</p>	<p>CR-M8b</p>  <p>Masa: 24,799 kg</p>	<p>CR-M8c</p>  <p>Masa: 26,318 kg</p>
<p>CR-M5a</p>  <p>Masa: 7,999 kg</p>	<p>CR-M5b</p>  <p>Masa: 8,871 kg</p>	<p>CR-M5c</p>  <p>Masa: 9,734 kg</p>
<p>CR-M6a</p>  <p>Masa: 8,166 kg</p>	<p>CR-M6b</p>  <p>Masa: 9,062 kg</p>	<p>CR-M6c</p>  <p>Masa: 9,936 kg</p>

R900	R1000	R1100
<p>M-S-STO-900</p>  <p>Masa: 5,652 kg</p>	<p>M-S-STO-1000</p>  <p>Masa: 8,743 kg</p>	<p>M-S-STO-1100</p>  <p>Masa: 9,525 kg</p>
<p>W-S-SP-900-KRP</p>  <p>Masa: 5,874 kg</p>	<p>W-S-SP-1000-KRP</p>  <p>Masa: 6,601 kg</p>	<p>W-S-SP-1100-KRP</p>  <p>Masa: 7,326 kg</p>

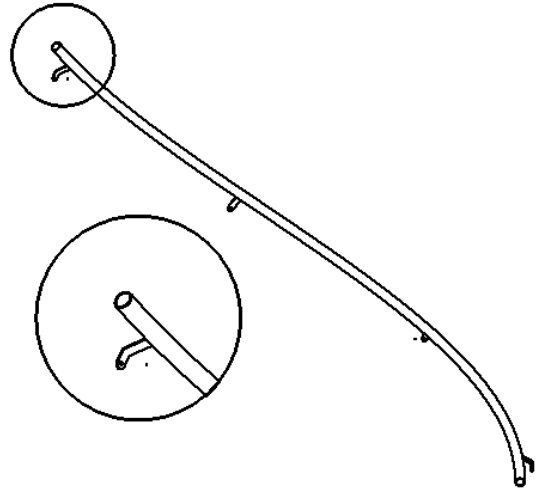
R900	R1000	R1100
<p>CR-PP1a</p>  <p>Masa: 1,046 kg</p>	<p>CR-PP1b</p>  <p>Masa: 1,202 kg</p>	<p>CR-PP1c</p>  <p>Masa: 1,358 kg</p>
<p>CR-PP3a</p>  <p>Masa: 0,919 kg</p>	<p>CR-PP3b</p>  <p>Masa: 1,075 kg</p>	<p>CR-PP3c</p>  <p>Masa: 1,232 kg</p>

CR-PW1



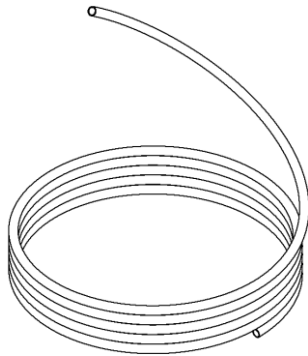
Masa: zależna od zamówienia

CR-PW2



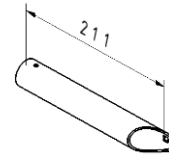
Masa: zależna od zamówienia

CR-PWP

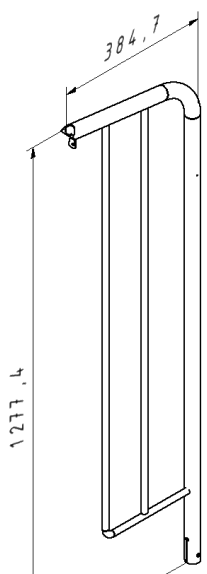
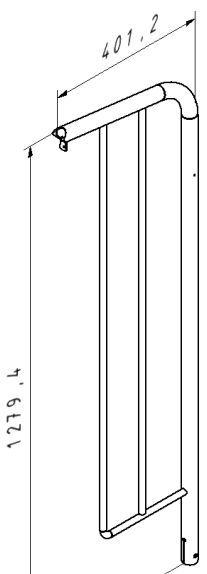
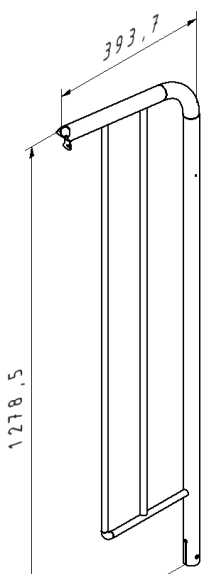
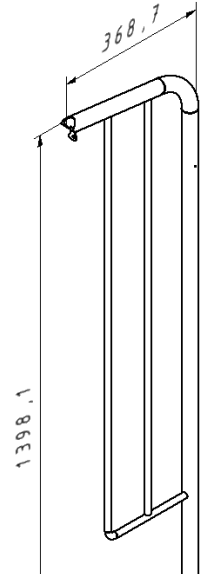
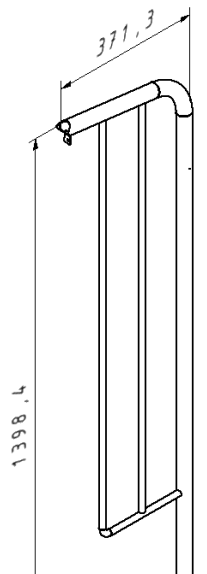
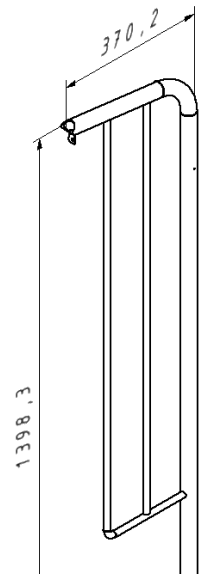








Masa: zależna od zamówienia

CR-PP2



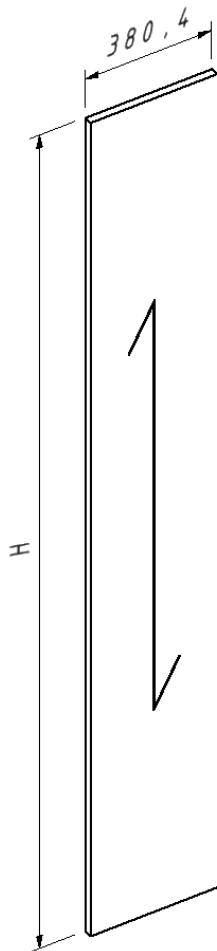
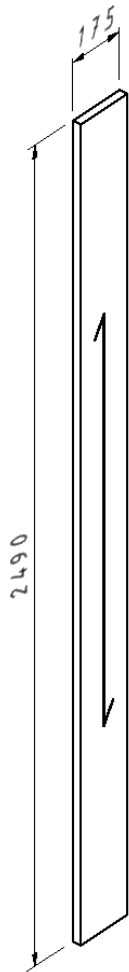
Masa: 0,294 kg

R900	R1000	R1100
<p>CR-R1a</p>  <p>Masa: 3,822 kg</p>	<p>CR-R1b</p>  <p>Masa: 3,855 kg</p>	<p>CR-R1c</p>  <p>Masa: 3,840 kg</p>
<p>CR-R2a</p>  <p>Masa: 3,330 kg</p>	<p>CR-R2b</p>  <p>Masa: 3,334 kg</p>	<p>CR-R2c</p>  <p>Masa: 3,332 kg</p>

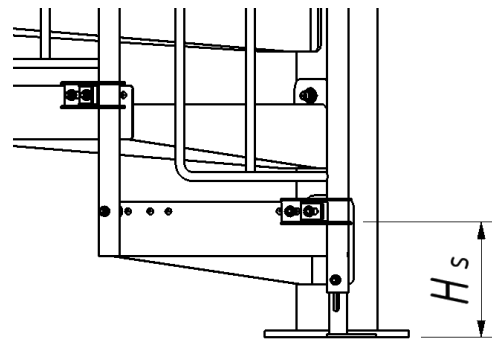
<p>CR-R3</p>  <p>Masa: 2,713 kg</p>	<p>CR-R4</p>  <p>Masa: 2,587 kg</p>	<p>CR-R5</p>  <p>Masa: 2,540 kg</p>
<p>CR-R6</p>  <p>Masa: 4,486 kg</p>	<p>CR-R7</p>  <p>Masa: 4,643 kg</p>	<p>CR-R10</p>  <p>Masa: 1,860 kg</p>

R900	R1000	R1100
<p>CR-D1a</p> <p>Masa: 48,2 kg</p>	<p>CR-D1b</p> <p>Masa: 51,5 kg</p>	<p>CR-D1c</p> <p>Masa: 54,8 kg</p>
<p>CR-RD1a</p> <p>Masa: 16,98 kg</p>	<p>CR-RD1b</p> <p>Masa: 17,64 kg</p>	<p>CR-RD1c</p> <p>Masa: 18,3 kg</p>
<p>CR-GD1a</p> <p>Masa: 4,43 kg</p>	<p>CR-GD1b</p> <p>Masa: 4,97 kg</p>	<p>CR-GD1c</p> <p>Masa: 5,52 kg</p>

CR-GU1

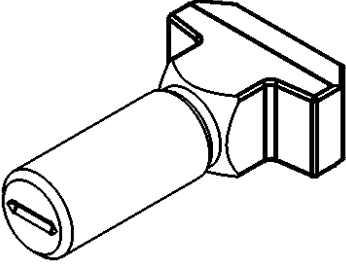

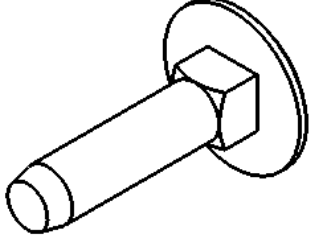
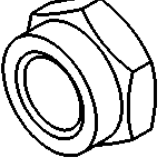
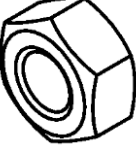

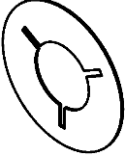

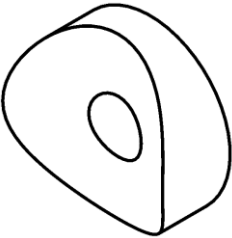
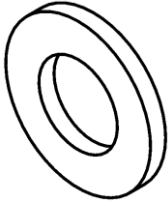
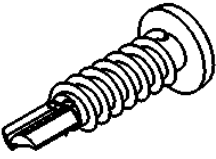
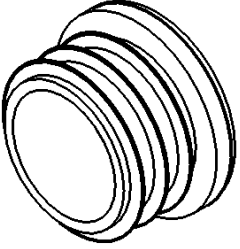


- CR-G1: H=2490
- CR-G2: H=2490-Hs
- CR-G3: H=2490-(2\*Hs)
- CR-G4: H=2490-(3\*Hs)
- CR-G5: H=2490-(4\*Hs)
- CR-G6: H=2490-(5\*Hs)
- CR-G7: H=2490-(6\*Hs)
- CR-G8: H=2490-(7\*Hs)
- CR-G9: H=2490-(8\*Hs)
- CR-G10: H=2490-(9\*Hs)
- CR-G11: H=2490-(10\*Hs)
- CR-G12: G=2490-(11\*Hs)



Masa: 5,904 kg

### 3. Graficzny wykaz elementów złącznych Systemu CARLA

 <p>SM12</p>	 <p>M10x30 M8x30 M8x45 M8x55</p>	 <p>MZ10x60 MZ8x55 MZ6x25</p>
 <p>MS12</p>	 <p>M10 M8 M6</p>	 <p>PS12</p>
 <p>PT12</p>	 <p>PL12</p>	 <p>PS08</p>
 <p>W12 W10 W8 W6</p>	 <p>WK4,2X16 WK4,8X25</p>	 <p>M-ZW-33 M-ZW-127</p>