


# City

## crowd control barriers

City portable barriers are designed for temporary fencing of areas during sporting events and concerts. They are used to fence off routes and temporary communication routes.



easy assembly  
and disassembly



excellent for  
delineating  
communication  
pathways



no additional  
loads required  
for installation

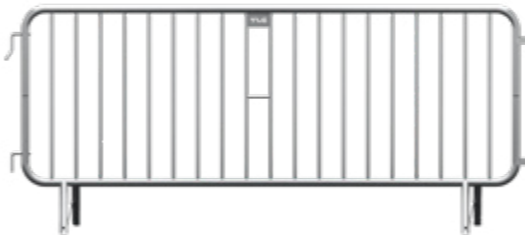


available in standard  
and light versions



check out the full range  
of our City barriers

### City Standard



### City Light



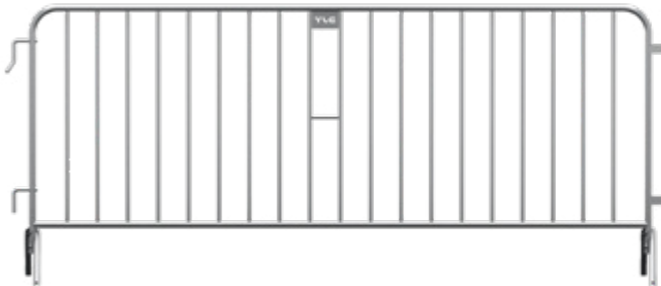
Standard feet

Barrier type	Index	Dimensions [mm]	Additional Reinforcement	Design [mm]	Filling [mm]	Weight [kg]
City Standard	P-OT-CSG	2600 × 1100	hot-dip galvanizing	steel tubes 38×1,5	steel tubes 16×1	20
City Light	P-OT-CLG	2600 × 1100	hot-dip galvanizing	steel tubes 25×1,5	steel tubes 14×1	13

### City Standard W



Exchangeable flat feet




Exchangeable V-feet

Barrier type	Index	Dimensions [mm]	Additional Reinforcement	Design [mm]	Filling [mm]	Weight [kg]
City Standard W	P-OT-CSW	2600 × 1100	hot-dip galvanizing	steel tubes 38×1,5	steel tubes 16×1	19,4

### City Light W



Exchangeable flat feet



Exchangeable V-feet

Barrier type	Index	Dimensions [mm]	Additional Reinforcement	Design [mm]	Filling [mm]	Weight [kg]
City Light W	P-OT-CLW	2600 × 1100	hot-dip galvanizing	steel tubes 25×1,5	steel tubes 14×1	12,9

### City ECO Light



Standard feet

Barrier type	Index	Dimensions [mm]	Additional Reinforcement	Design [mm]	Filling [mm]	Weight [kg]
City ECO Light	P-OT-CGR-2,3	2260 × 1125	galvanized steel	steel tubes 28×1	steel tubes 14×1	9,5