

Temporary fences and barriers





We are Swedish-Polish group specialising in the design and production of solutions for the industrial and construction sectors.

We are able to predict the challenges in the next stages of construction and industrial project.

Keep calm due to our experience.

35 000 m² of production space in three automated facilities

2005 the year we started

23 branches throughout Europe

50+ countries where our projects are located

Manufacturer, TLC Sp. z o.o., holds Environmental Product Declaration in acc. with ISO 14025:2006 and EN 15804:2012+A2:2019/AC:2021 for industrial communication systems including stairs, railings and fencings.

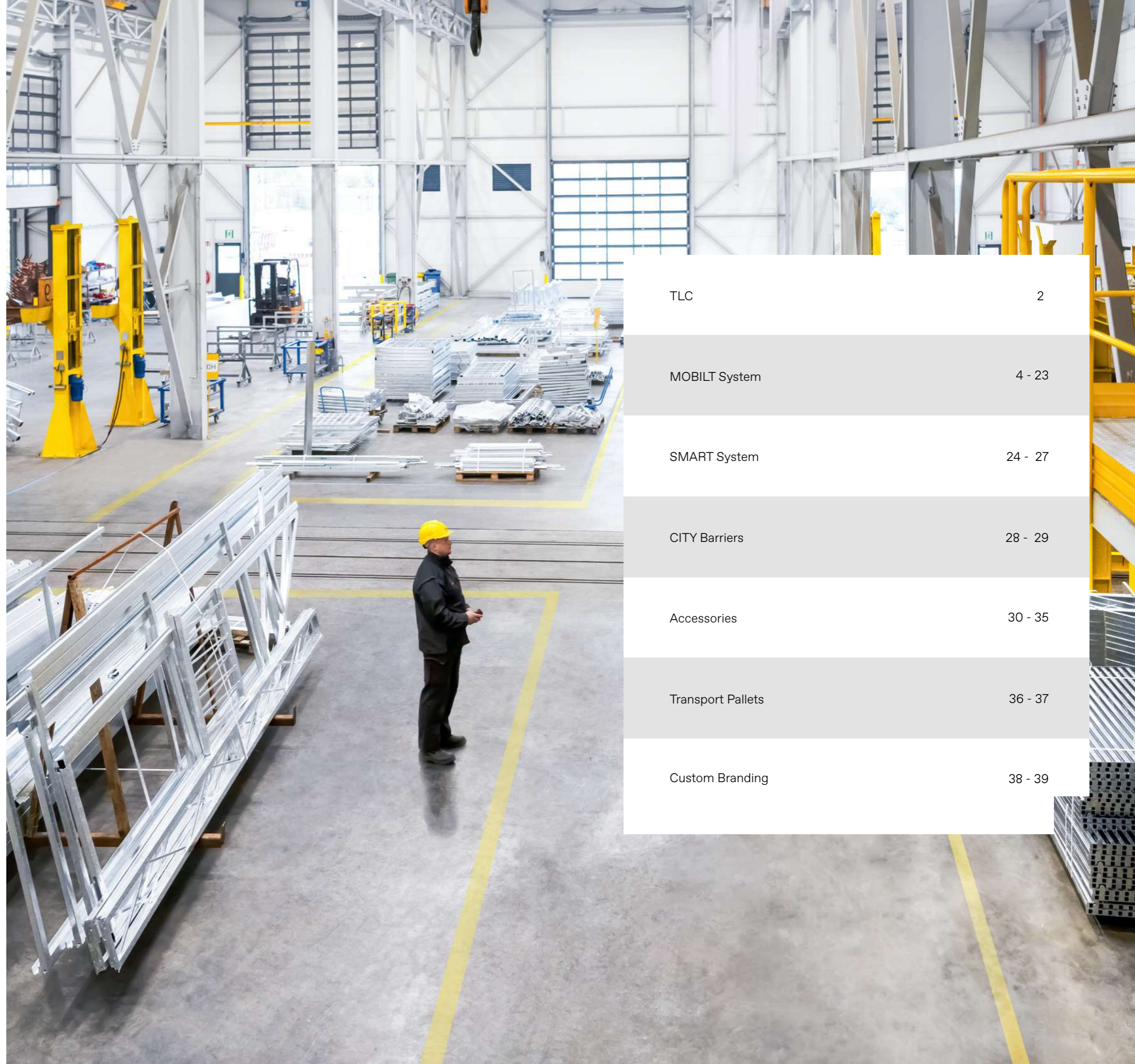


Manufacturer, TLC Sp. z o.o., holds TÜV SÜD Polska certificate no. 2527 according to EN 1090-1 and PN-EN ISO 3834-2 certificate issued by TÜV SÜD Polska.

TLC's Production Plant has been certified with the Integrated Management System of Quality, Environment and OHS (ISO 9001/ ISO 14001/ ISO 45001) issued by Bureau Veritas Certification.




The information contained in this advertising material is provided for informational purposes only. The product specification should be checked against the technical documentation provided by the manufacturer.




TLC	2
MOBILT System	4 - 23
SMART System	24 - 27
CITY Barriers	28 - 29
Accessories	30 - 35
Transport Pallets	36 - 37
Custom Branding	38 - 39

MOBILT Fences

- Custom nameplate with your own logo available
- RAL color coating available 
- Manufactured in two production facilities
- Production date marked on every panel
- Additional reinforcement options




MOBILT Panel




Name	Index	Dimensions [mm]	Additional reinforcement	Mesh eye [mm]	Vertical tubes [mm]	Horizontal tubes [mm]	Wire Ø [mm] Horiz/Vert	Weight [kg]*
MOBILT Panel	OT-MOB-M1	3430 × 2000	no	120 × 250	38	25	3,0 × 3,0	10,3

MOBILT S Panel




Horizontal pipe S




Name	Index	Dimensions [mm]	Additional reinforcement	Mesh eye [mm]	Vertical tubes [mm]	Horizontal tubes [mm]	Wire Ø [mm] Horiz/Vert	Weight [kg]*
MOBILT S Panel	OT-MOB-M2	3430 × 2000	horizontal pipe	120 × 250	38	25	3,0 × 3,0	12,1

MOBILT CB Panel

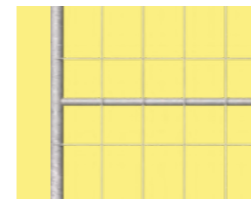


Corner reinforcement CB





Name	Index	Dimensions [mm]	Additional reinforcement	Mesh eye [mm]	Vertical tubes [mm]	Horizontal tubes [mm]	Wire Ø [mm] Horiz/Vert	Weight [kg]*
MOBILT CB Panel	OT-MOB-M3	3430 × 2000	corner reinforcement	120 × 250	38	25	3,0 × 3,0	10,6

MOBILT CBS Panel



Horizontal pipe S





Corner reinforcement CB

Name	Index	Dimensions [mm]	Additional reinforcement	Mesh eye [mm]	Vertical tubes [mm]	Horizontal tubes [mm]	Wire Ø [mm] Horiz/Vert	Weight [kg]*
MOBILT CBS Panel	OT-MOB-M4	3430 × 2000	horizontal pipe, corner reinforcement	120 × 250	38	25	3,0 × 3,0	12,3

MOBILT EH Panel



Hook




Eye

Name	Index	Dimensions [mm]	Additional reinforcement	Mesh eye [mm]	Vertical tubes [mm]	Horizontal tubes [mm]	Wire Ø [mm] Horiz/Vert	Weight [kg]*
MOBILT EH Panel	OT-MOB-M5	3430 × 2000	no	120 × 250	38	25	3,0 × 3,0	10,5

MOBILT V Panel




Vertical pipe V



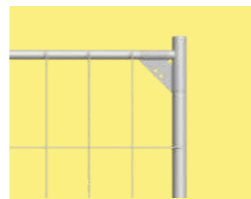

Name	Index	Dimensions [mm]	Additional reinforcement	Mesh eye [mm]	Vertical tubes [mm]	Horizontal tubes [mm]	Wire Ø [mm] Horiz/Vert	Weight [kg]*
Mobilt V Panel	OT-MOB-M1V	3430 × 2000	vertical pipe	120 × 250	38	25	3,0 × 3,0	11,3

*The actual weight of the products may differ from the stated value by up to 5%, as the applicable standards (e.g. EN 10305-3 for tubes, EN 10218-2 for wire, EN 10346 for sheet metal) allow specific dimensional tolerances that directly affect the weight of the final product.

MOBILT V-CB Panel



Vertical pipe V



Corner reinforcement CB


Available soon

Name	Index	Dimensions [mm]	Additional reinforcement	Mesh eye [mm]	Vertical tubes [mm]	Horizontal tubes [mm]	Wire Ø [mm] Horiz/Vert	Weight [kg]*
MOBILT V-CB Panel	OT-MOB-M3V	3520 × 2000	vertical pipe, corner reinforcement	120 × 250	38	25	3,0 × 3,0	11,5

MOBILT CB Anti-Climb Panel




Corner reinforcement CB



Name	Index	Dimensions [mm]	Additional reinforcement	Mesh eye [mm]	Vertical tubes [mm]	Horizontal tubes [mm]	Wire Ø [mm] Horiz/Vert	Weight [kg]*
MOBILT CB Anti-Climb Panel	OT-MOB-M8	3430 × 2000	corner reinforcement, anti-climb	40 × 250	38	25	3,0 × 3,0	15,9

MOBILT Anti-Climb Panel





Name	Index	Dimensions [mm]	Additional reinforcement	Mesh eye [mm]	Vertical tubes [mm]	Horizontal tubes [mm]	Wire Ø [mm] Horiz/Vert	Weight [kg]*
MOBILT Anti-Climb Panel	OT-MOB-M6	3430 × 2000	anti-climb	40 × 250	38	25	3,0 × 3,0	15,7

MOBILT CBS Anti-Climb Panel



Corner reinforcement CB




Horizontal pipe S

Name	Index	Dimensions [mm]	Additional reinforcement	Mesh eye [mm]	Vertical tubes [mm]	Horizontal tubes [mm]	Wire Ø [mm] Horiz/Vert	Weight [kg]*
MOBILT CBS Anti-Climb Panel	OT-MOB-M9	3430 × 2000	horizontal pipe, corner reinforcement, anti-climb	40 × 250	38	25	3,0 × 3,0	17,6

MOBILT S Anti-Climb Panel



Horizontal pipe S




Name	Index	Dimensions [mm]	Additional reinforcement	Mesh eye [mm]	Vertical tubes [mm]	Horizontal tubes [mm]	Wire Ø [mm] Horiz/Vert	Weight [kg]*
MOBILT S Anti-Climb Panel	OT-MOB-M7	3430 × 2000	horizontal pipe, anti-climb	40 × 250	38	25	3,0 × 3,0	17,4

MOBILT EH Anti-Climb Panel



Hook



Eye


Name	Index	Dimensions [mm]	Additional reinforcement	Mesh eye [mm]	Vertical tubes [mm]	Horizontal tubes [mm]	Wire Ø [mm] Horiz/Vert	Weight [kg]*
MOBILT EH Anti-Climb Panel	OT-MOB-M10	3520 × 2000	anti-climb	40 × 250	38	25	3,0 × 3,0	15,8

*The actual weight of the products may differ from the stated value by up to 5%, as the applicable standards (e.g. EN 10305-3 for tubes, EN 10218-2 for wire, EN 10346 for sheet metal) allow specific dimensional tolerances that directly affect the weight of the final product.

MOBILT V Anti-Climb Panel




Vertical pipe V



Available soon


Name	Index	Dimensions [mm]	Additional reinforcement	Mesh eye [mm]	Vertical tubes [mm]	Horizontal tubes [mm]	Wire Ø [mm] Horiz/Vert	Weight [kg]*
MOBILT V Anti-Climb Panel	OT-MOB-M6V	3430 × 2000	vertical pipe, anti-climb	40 × 250	38	25	3,0 × 3,0	16,6

MOBILT RC Panel




Name	Index	Dimensions [mm]	Additional reinforcement	Mesh eye [mm]	Rounded tube [mm]	Horizontal tubes [mm]	Wire Ø [mm] Horiz/Vert	Weight [kg]*
MOBILT RC Panel	OT-MOB-RC1	3430 × 2000	no	120 × 250	38	25	3,0 × 3,0	11,1


MOBILT V-CB Anti-Climb Panel



Vertical pipe V




Available soon




Corner reinforcement CB

Name	Index	Dimensions [mm]	Additional reinforcement	Mesh eye [mm]	Vertical tubes [mm]	Horizontal tubes [mm]	Wire Ø [mm] Horiz/Vert	Weight [kg]*
MOBILT V-CB Anti-Climb Panel	OT- MOB-M8V	3430 × 2000	vertical pipe, round corner, anti-climb	40 × 250	38	25	3,0 × 3,0	16,8

MOBILT RC-S Panel



Horizontal pipe S




Name	Index	Dimensions [mm]	Additional reinforcement	Mesh eye [mm]	Rounded tube [mm]	Horizontal tubes [mm]	Wire Ø [mm] Horiz/Vert	Weight [kg]*
MOBILT RC-S Panel	OT-MOB-RC2	3430 × 2000	horizontal pipe	120 × 250	38	25	3,0 × 3,0	12,9

MOBILT RC-CB Panel




Corner reinforcement CB



Name	Index	Dimensions [mm]	Additional reinforcement	Mesh eye [mm]	Rounded tube [mm]	Horizontal tubes [mm]	Wire Ø [mm] Horiz/Vert	Weight [kg]*
MOBILT RC-CB Panel	OT-MOB-RC3	3430 × 2000	corner reinforcement	120 × 250	38	25	3,0 × 3,0	11,3

*The actual weight of the products may differ from the stated value by up to 5%, as the applicable standards (e.g. EN 10305-3 for tubes, EN 10218-2 for wire, EN 10346 for sheet metal) allow specific dimensional tolerances that directly affect the weight of the final product.

MOBILT RC-CBS Panel



Horizontal pipe S




Corner reinforcement CB

Name	Index	Dimensions [mm]	Additional reinforcement	Mesh eye [mm]	Rounded tube [mm]	Horizontal tubes [mm]	Wire Ø [mm] Horiz/Vert	Weight [kg]*
MOBILT RC-CBS Panel	OT-MOB-RC4	3430 × 2000	horizontal pipe, corner reinforcement	120 × 250	38	25	3,0 × 3,0	13

MOBILT V-RC Panel




Vertical pipe V





Available soon

Name	Index	Dimensions [mm]	Additional reinforcement	Mesh eye [mm]	Rounded tube [mm]	Horizontal tubes [mm]	Wire Ø [mm] Horiz/Vert	Weight [kg]*
MOBILT V-RC Panel	OT-MOB-RC1V	3430 × 2000	vertical pipe	120 × 250	38	25	3,0 × 3,0	12,1

MOBILT RC-EH Panel



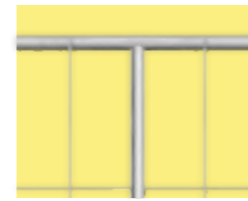
Hook




Eye

Name	Index	Dimensions [mm]	Additional reinforcement	Mesh eye [mm]	Rounded tube [mm]	Horizontal tubes [mm]	Wire Ø [mm] Horiz/Vert	Weight [kg]*
MOBILT RC-EH Panel	OT-MOB-RC5	3512 × 2000	no	120 × 250	38	25	3,0 × 3,0	11,3

MOBILT V-RC-CB Panel



Vertical pipe V



Available soon




Corner reinforcement CB

Name	Index	Dimensions [mm]	Additional reinforcement	Mesh eye [mm]	Rounded tube [mm]	Horizontal tubes [mm]	Wire Ø [mm] Horiz/Vert	Weight [kg]*
MOBILT V-RC-CB Panel	OT-MOB-RC3V	3430 × 2000	vertical pipe, corner reinforcement	120 × 250	38	25	3,0 × 3,0	12,2

MOBILT RC-CB-EH Panel



Hook



Corner reinforcement CB

Name	Index	Dimensions [mm]	Additional reinforcement	Mesh eye [mm]	Rounded tube [mm]	Horizontal tubes [mm]	Wire Ø [mm] Horiz/Vert	Weight [kg]*
MOBILT RC-CB-EH Panel	OT-MOB-RC6	3512 × 2000	corner reinforcement	120 × 250	38	25	3,0 × 3,0	11,4


MOBILT RC Anti-Climb Panel




Name	Index	Dimensions [mm]	Additional reinforcement	Mesh eye [mm]	Rounded tube [mm]	Horizontal tubes [mm]	Wire Ø [mm] Horiz/Vert	Weight [kg]*
MOBILT RC Anti-Climb Panel	OT-MOB-RC7	3430 × 2000	anti-climb	40 × 250	38	25	3,0 × 3,0	16,4

*The actual weight of the products may differ from the stated value by up to 5%, as the applicable standards (e.g. EN 10305-3 for tubes, EN 10218-2 for wire, EN 10346 for sheet metal) allow specific dimensional tolerances that directly affect the weight of the final product.

MOBILT RC-S Anti-Climb Panel





Horizontal pipe S



Name	Index	Dimensions [mm]	Additional reinforcement	Mesh eye [mm]	Rounded tube [mm]	Horizontal tubes [mm]	Wire Ø [mm] Horiz/Vert	Weight [kg]*
MOBILT RC-S Anti-Climb Panel	OT-MOB-RC8	3430 × 2000	horizontal pipe, anti-climb	40 × 250	38	25	3,0 × 3,0	18,2


MOBILT RC-CB Anti-Climb Panel





Corner reinforcement CB

Name	Index	Dimensions [mm]	Additional reinforcement	Mesh eye [mm]	Rounded tube [mm]	Horizontal tubes [mm]	Wire Ø [mm] Horiz/Vert	Weight [kg]*
MOBILT RC-CB Anti-Climb Panel	OT-MOB-RC9	3430 × 2000	corner reinforcement, anti-climb	40 × 250	38	25	3,0 × 3,0	16,6

MOBILT RC-CBS Anti-Climb Panel




Horizontal pipe S





Corner reinforcement CB

Name	Index	Dimensions [mm]	Additional reinforcement	Mesh eye [mm]	Rounded tube [mm]	Horizontal tubes [mm]	Wire Ø [mm] Horiz/Vert	Weight [kg]*
MOBILT RC-CBS Anti-Climb Panel	OT-MOB-RC10	3430 × 2000	horizontal pipe, corner reinforcement, anti-climb	40 × 250	38	25	3,0 × 3,0	18,3

MOBILT RC-EH Anti-Climb Panel



Hook




Eye

Name	Index	Dimensions [mm]	Additional reinforcement	Mesh eye [mm]	Rounded tube [mm]	Horizontal tubes [mm]	Wire Ø [mm] Horiz/Vert	Weight [kg]*
MOBILT RC-EH Anti-Climb Panel	OT-MOB-RC11	3512 × 2000	anti-climb	40 × 250	38	25	3,0 × 3,0	16,6

MOBILT V-RC Anti-Climb Panel




Vertical pipe V




Available soon

Name	Index	Dimensions [mm]	Additional reinforcement	Mesh eye [mm]	Rounded tube [mm]	Horizontal tubes [mm]	Wire Ø [mm] Horiz/Vert	Weight [kg]*
MOBILT V-RC Anti-Climb Panel	OT-MOB-RC7V	3430 × 2000	vertical pipe, anti-climb	40 × 250	38	25	3,0 × 3,0	17,4


MOBILT V-RC-CB Anti-Climb Panel



Vertical pipe V




Available soon



Corner reinforcement CB


Name	Index	Dimensions [mm]	Additional reinforcement	Mesh eye [mm]	Rounded tube [mm]	Horizontal tubes [mm]	Wire Ø [mm] Horiz/Vert	Weight [kg]*
MOBILT V-RC-CB Anti-Climb Panel	OT-MOB-RC9V	3430 × 2000	vertical pipe, corner reinforcement, anti-climb	40 × 250	38	25	3,0 × 3,0	17,5

MOBILT H Panel




Name	Index	Dimensions [mm]	Additional reinforcement	Mesh eye [mm]	Vertical tubes [mm]	Horizontal tubes [mm]	Wire Ø [mm] Horiz/Vert	Weight [kg]*
MOBILT H Panel	OT-MOB-H1	3430 x 1150	no	120 x 250	38	25	3,0 x 3,0	7,4

MOBILT H-RC Panel




Name	Index	Dimensions [mm]	Additional reinforcement	Mesh eye [mm]	Rounded tube [mm]	Horizontal tubes [mm]	Wire Ø [mm] Horiz/Vert	Weight [kg]*
MOBILT H-RC Panel	OT-MOB-H2	3430 x 1120	no	120 x 250	38	25	3,0 x 3,0	7,9

MOBILT H-CB Panel



Corner reinforcement CB




Name	Index	Dimensions [mm]	Additional reinforcement	Mesh eye [mm]	Vertical tubes [mm]	Horizontal tubes [mm]	Wire Ø [mm] Horiz/Vert	Weight [kg]*
MOBILT H-CB Panel	OT-MOB-H6	3430 x 1150	corner reinforcement	120 x 250	38	25	3,0 x 3,0	7,7

MOBILT H-RC-CB Panel



Corner reinforcement CB




Name	Index	Dimensions [mm]	Additional reinforcement	Mesh eye [mm]	Rounded tube [mm]	Horizontal tubes [mm]	Wire Ø [mm] Horiz/Vert	Weight [kg]*
MOBILT H-RC-CB Panel	OT-MOB-H3	3430 x 1120	corner reinforcement	120 x 250	38	25	3,0 x 3,0	8,1

MOBILT H-EH Panel



Hook





Eye

Name	Index	Dimensions [mm]	Additional reinforcement	Mesh eye [mm]	Vertical tubes [mm]	Horizontal tubes [mm]	Wire Ø [mm] Horiz/Vert	Weight [kg]*
MOBILT H-EH	OT-MOB-H4	3520 x 1150	no	120 x 250	38	25	3,0 x 3,0	7,6

MOBILT H-RC-EH Panel



Hook

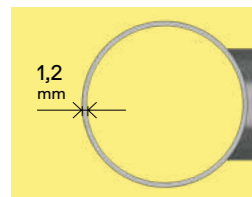


Eye


Name	Index	Dimensions [mm]	Additional reinforcement	Mesh eye [mm]	Rounded tube [mm]	Horizontal tubes [mm]	Wire Ø [mm] Horiz/Vert	Weight [kg]*
MOBILT H-RC-EH Panel	OT-MOB-H5	3520 x 1120	no	120 x 250	38	25	3,0 x 3,0	8,1

*The actual weight of the products may differ from the stated value by up to 5%, as the applicable standards (e.g. EN 10305-3 for tubes, EN 10218-2 for wire, EN 10346 for sheet metal) allow specific dimensional tolerances that directly affect the weight of the final product.

MOBILT PRO Panel

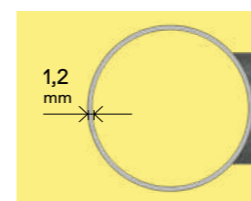


Reinforced frame
[1,2 mm]




Name	Index	Dimensions [mm]	Additional reinforcement	Mesh eye [mm]	Vertical tubes [mm]	Horizontal tubes [mm]	Wire Ø [mm] Horiz/Vert	Weight [kg]*
MOBILT PRO Panel	OT-MOB-P1	3434 × 2000	reinforced frame	120 × 250	40	30	4,0 × 3,0	14,5


MOBILT PRO-CBS Panel



Reinforced frame
[1,2 mm]



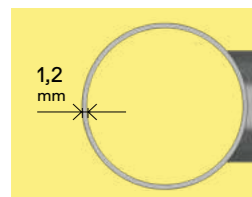
Corner reinforcement CB





Horizontal pipe S

Name	Index	Dimensions [mm]	Additional reinforcement	Mesh eye [mm]	Vertical tubes [mm]	Horizontal tubes [mm]	Wire Ø [mm] Horiz/Vert	Weight [kg]*
MOBILT PRO-CBS Panel	OT-MOB-P4	3434 × 2000	reinforced frame, corner reinforcement, horizontal pipe	120 × 250	40	30	4,0 × 3,0	17,5

MOBILT PRO-S Panel



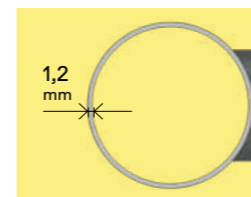
Reinforced frame
[1,2 mm]




Horizontal pipe S

Name	Index	Dimensions [mm]	Additional reinforcement	Mesh eye [mm]	Vertical tubes [mm]	Horizontal tubes [mm]	Wire Ø [mm] Horiz/Vert	Weight [kg]*
MOBILT PRO-S Panel	OT-MOB-P2	3434 × 2000	reinforced frame, horizontal pipe	120 × 250	40	30	4,0 × 3,0	17,1

MOBILT PRO-EH Panel



Reinforced frame
[1,2 mm]



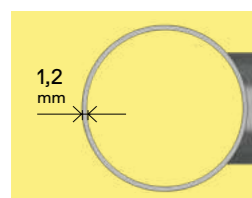
Hook





Eye

Name	Index	Dimensions [mm]	Additional reinforcement	Mesh eye [mm]	Vertical tubes [mm]	Horizontal tubes [mm]	Wire Ø [mm] Horiz/Vert	Weight [kg]*
MOBILT PRO-EH Panel	OT-MOB-P5	3520 × 2000	reinforced frame	120 × 250	40	30	4,0 × 3,0	14,8

MOBILT PRO-CB Panel



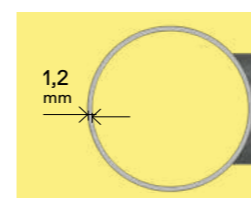
Reinforced frame
[1,2 mm]




Corner reinforcement CB

Name	Index	Dimensions [mm]	Additional reinforcement	Mesh eye [mm]	Vertical tubes [mm]	Horizontal tubes [mm]	Wire Ø [mm] Horiz/Vert	Weight [kg]*
MOBILT PRO-CB Panel	OT-MOB-P3	3434 × 2000	reinforced frame, corner reinforcement	120 × 250	40	30	4,0 × 3,0	14,6

MOBILT PRO-V Panel



Reinforced frame
[1,2 mm]



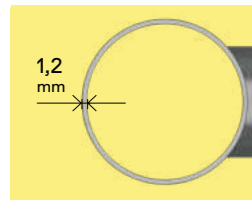
Vertical pipe V

Available soon

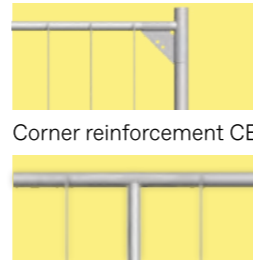

Name	Index	Dimensions [mm]	Additional reinforcement	Mesh eye [mm]	Vertical tubes [mm]	Horizontal tubes [mm]	Wire Ø [mm] Horiz/Vert	Weight [kg]*
Mobilt PRO-V Panel	OT-MOB-P1V	3434 × 2000	reinforced frame, vertical pipe	120 × 250	40	30	4,0 × 3,0	15,9

*The actual weight of the products may differ from the stated value by up to 5%, as the applicable standards (e.g. EN 10305-3 for tubes, EN 10218-2 for wire, EN 10346 for sheet metal) allow specific dimensional tolerances that directly affect the weight of the final product.

MOBILT PRO-V-CB Panel



Reinforced frame
[1,2 mm]



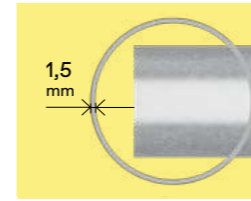
Corner reinforcement CB

Vertical pipe V


Available soon

Name	Index	Dimensions [mm]	Additional reinforcement	Mesh eye [mm]	Vertical tubes [mm]	Horizontal tubes [mm]	Wire Ø [mm] Horiz/Vert	Weight [kg]*
Mobilt PRO-V-CB Panel	OT-MOB-P3V	3434 × 2000	reinforced frame, corner reinforcement, vertical pipe	120 × 250	40	30	4,0 × 3,0	16,2

MOBILT HDG-4 Panel




Reinforced frame
[1,5 mm]




Name	Index	Dimensions [mm]	Additional reinforcement	Mesh eye [mm]	Vertical tubes [mm]	Horizontal tubes [mm]	Wire Ø [mm] Horiz/Vert	Weight [kg]*
Mobilt HDG-4 Panel	OT-MOB-HDG3	3430 × 2000	reinforced frame	120 × 250	38	25	4,0 × 4,0	19,1

MOBILT HDG-3 Panel




Reinforced frame
[1,5 mm]





Name	Index	Dimensions [mm]	Additional reinforcement	Mesh eye [mm]	Vertical tubes [mm]	Horizontal tubes [mm]	Wire Ø [mm] Horiz/Vert	Weight [kg]*
Mobilt HDG-3 Panel	OT-MOB-HDG1	3430 × 2000	reinforced frame	120 × 250	38	25	3,0 × 3,0	16

MOBILT HDG-4 EH Panel



Reinforced frame
[1,5 mm]




Hook



Eye

Name	Index	Dimensions [mm]	Additional reinforcement	Mesh eye [mm]	Vertical tubes [mm]	Horizontal tubes [mm]	Wire Ø [mm] Horiz/Vert	Weight [kg]*
Mobilt HDG-4 EH Panel	OT-MOB-HDG4	3520 × 2000	reinforced frame	120 × 250	38	25	4,0 × 4,0	19,2

MOBILT HDG-3 EH Panel



Reinforced frame
[1,5 mm]



Hook

Eye

Name	Index	Dimensions [mm]	Additional reinforcement	Mesh eye [mm]	Vertical tubes [mm]	Horizontal tubes [mm]	Wire Ø [mm] Horiz/Vert	Weight [kg]*
Mobilt HDG-3 EH Panel	OT-MOB-HDG2	3520 × 2000	reinforced frame	120 × 250	38	25	3,0 × 3,0	16,1

*The actual weight of the products may differ from the stated value by up to 5%, as the applicable standards (e.g. EN 10305-3 for tubes, EN 10218-2 for wire, EN 10346 for sheet metal) allow specific dimensional tolerances that directly affect the weight of the final product.

MOBILT RC Anti-Climb
Pedestrian gate with
bolt

- Necessary accessories:
- PVC / concrete foot
 - coupler - 2 pcs



Name	Index	Dimensions [mm]	Additional reinforcement	Mesh eye [mm]	Rounded tube [mm]	Wire Ø [mm] Horiz/Vert	Weight [kg]*
MOBILT RC Anti-Climb Pedestrian gate with bolt	OT-MOB-F5	1160 × 1990	anti-climb	40 × 250	38	3,0 × 3,0	12,2

MOBILT / MOBILT
Anti-Climb
Pedestrian gate

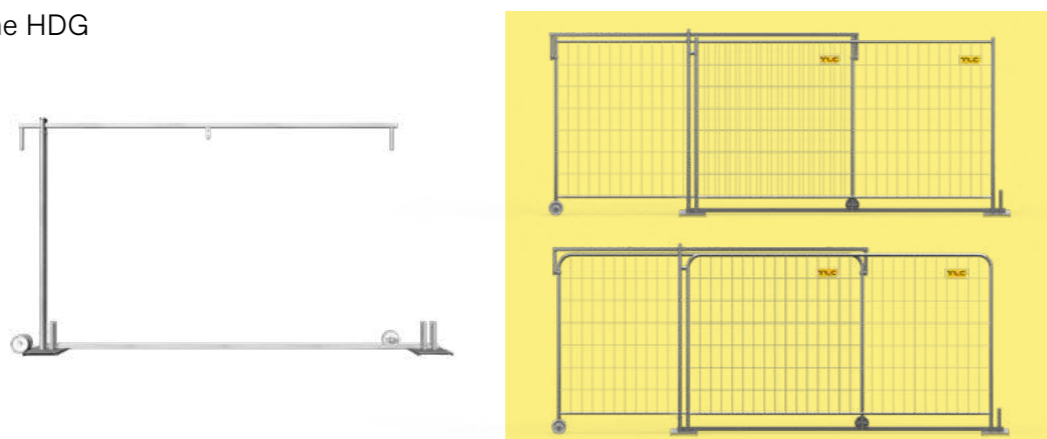
- Necessary accessories:
- hinge
 - PVC / concrete foot



Name	Index	Dimensions [mm]	Additional reinforcement	Mesh eye [mm]	Vertical tubes [mm]	Horizontal tubes [mm]	Wire Ø [mm] Horiz/Vert	Weight [kg]*
MOBILT Pedestrian gate	OT-MOB-F1	1160 × 1805	no	120 × 250	38	25	3,0 × 3,0	6,2
MOBILT Anti-Climb Pedestrian gate	OT-MOB-F3	1160 × 1805	anti-climb	40 × 250	38	25	3,0 × 3,0	7,9

MOBILT Vehicle gate frame HDG


- Necessary accessories:
- Two MOBILT Panels of any type*



Name	Index	Dimensions [mm]	Frame construction [mm]	Filling	Weight [kg]*
MOBILT Vehicle gate frame HDG	OT-BP	3994 × 2128 (closed) 6952 × 2128 (open)	tubes 40 × 1,5 C-channels 40 × 40	Two MOBILT Panels of any type* except MOBILT EH Panels	46,5

MOBILT RC Anti-Climb
Vehicle gate with bolt

- Necessary accessories:
- PVC / concrete foot
 - coupler - 4 pcs



Name	Index	Dimensions [mm]	Additional reinforcement	Mesh eye [mm]	Rounded tube [mm]	Horizontal tube [mm]	Wire Ø [mm] Horiz/Vert	Weight [kg]*
MOBILT RC Anti-Climb Vehicle gate with bolt	OT-BM	6912 × 1990	anti-climb	40 × 250	38	25	3,0 × 3,0	40

MOBILT RC /
MOBILT RC
Anti-Climb
Pedestrian gate

- Necessary accessories:
- RC panels hinge
 - PVC / concrete foot



Name	Index	Dimensions [mm]	Additional reinforcement	Mesh eye [mm]	Rounded tube [mm]	Wire Ø [mm] Horiz/Vert	Weight [kg]*
MOBILT RC Pedestrian gate	OT-MOB-F2	1160 × 1805	no	120 × 250	38	3,0 × 3,0	6,4
MOBILT RC Anti-Climb Pedestrian gate	OT-MOB-F4	1160 × 1805	anti-climb	40 × 250	38	3,0 × 3,0	8,1

*The actual weight of the products may differ from the stated value by up to 5%, as the applicable standards (e.g. EN 10305-3 for tubes, EN 10218-2 for wire, EN 10346 for sheet metal) allow specific dimensional tolerances that directly affect the weight of the final product.

SMART Fences

- Custom nameplate with your own logo available
- RAL color coating available 
- Production date marked on every panel
- Angle-section frame design – replaceable sheet panel in case of damage




SMART Panel 2,8




Name	Index	Dimensions [mm]	Frame construction [mm]	Filling	Weight [kg]*
Smart Panel 2,8	OT-S-ZN-Z	2825 × 2000	tubes 40 × 2 angle bars 60 × 40 × 2	trapezoidal T18 galvanized sheet	32,4
Smart Panel 2,8 RAL	OT-S-RAL			trapezoidal T18 RAL sheet	36,8

SMART Light Panel 2,8



Name	Index	Dimensions [mm]	Frame construction [mm]	Filling	Weight [kg]*
Smart Light Panel 2,8	OT-SL-ZN-Z	2825 × 2000	tubes 40 × 1,5 angle bars 60 × 40 × 1,5	trapezoidal T18 galvanized sheet	27,6
Smart Light Panel 2,8 RAL	OT-SL-RAL			trapezoidal T18 RAL sheet	32

SMART Light Panel 2,3



Name	Index	Dimensions [mm]	Frame construction [mm]	Filling	Weight [kg]*
Smart Light Panel 2,3	OT-S2,3-ZN	2292 × 2000	tubes 40 × 1,5 angle bars 60 × 40 × 1,5	trapezoidal T18 galvanized sheet	23
Smart Light Panel 2,3 RAL	OT-S2,3-RAL			trapezoidal T18 RAL sheet	26,6

*The actual weight of the products may differ from the stated value by up to 5%, as the applicable standards (e.g. EN 10305-3 for tubes, EN 10218-2 for wire, EN 10346 for sheet metal) allow specific dimensional tolerances that directly affect the weight of the final product.

SMART Light Pedestrian gate 1,2 with bolt

- Necessary accessories:
- PVC / concrete foot
 - coupler - 4 pcs



Name	Index	Dimensions [mm]	Frame construction [mm]	Filling	Weight [kg]*
SMART Light Pedestrian gate 1,2 with bolt	OT-FS2	1190 × 2000	tubes 40 × 1,5 angle bars 40 × 60 × 2	trapezoidal T18 sheet	22,2

SMART Pedestrian gate 1,0 with bolt

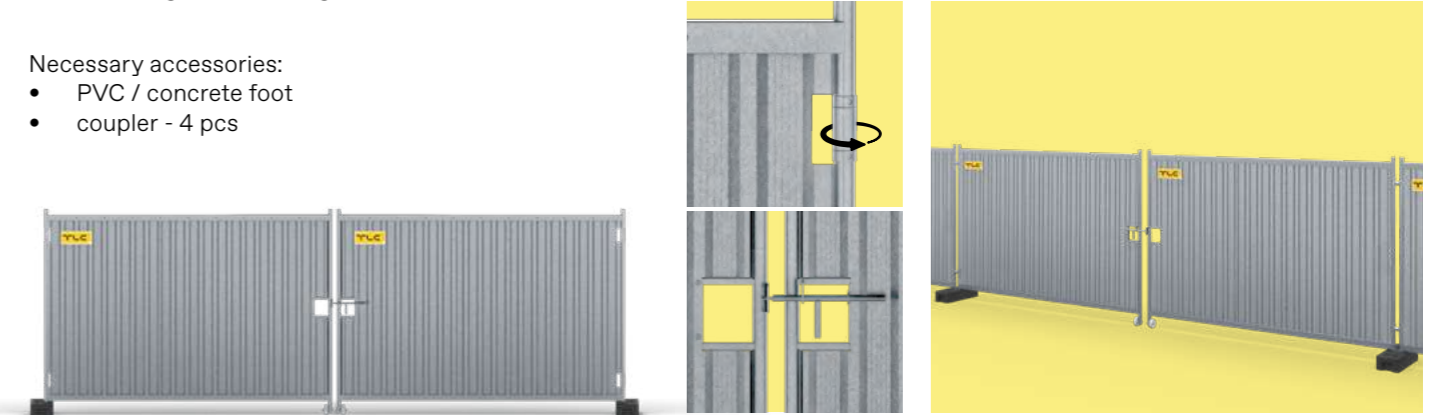
- Necessary accessories:
- hinge
 - PVC / concrete foot or post



Name	Index	Dimensions [mm]	Frame construction [mm]	Filling	Weight [kg]*
SMART Pedestrian gate 1,0 with bolt	OT-FS	1028 × 2000	welded cold sized special tube 50 × 40 × 1,5 tube 40 × 1,5, angle bars 60 × 40 × 2	trapezoidal T18 sheet	21,6

SMART Light Vehicle gate 5,7 with bolt

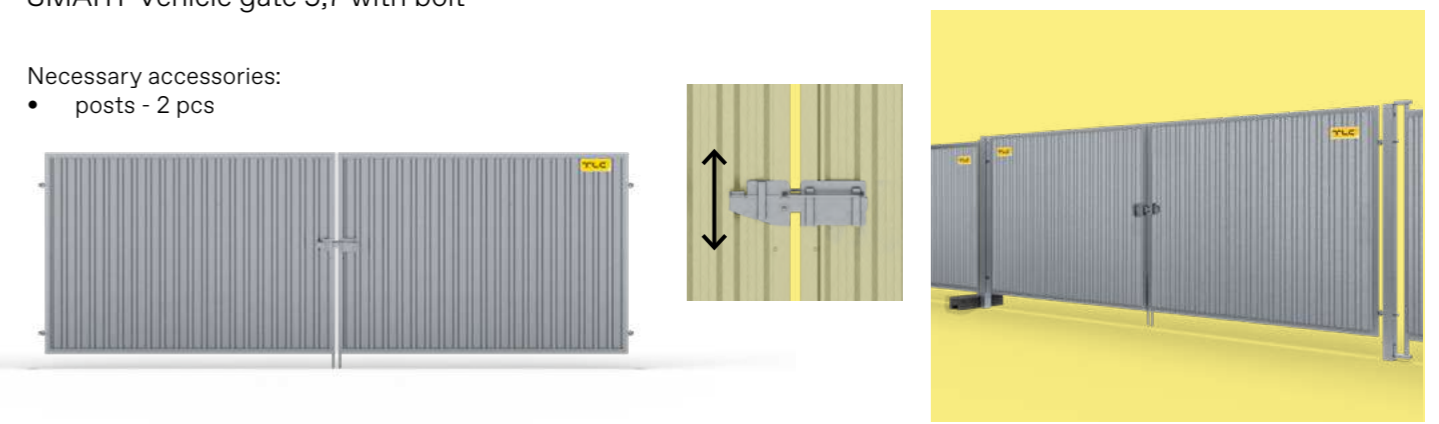
- Necessary accessories:
- PVC / concrete foot
 - coupler - 4 pcs



Name	Index	Dimensions [mm]	Frame construction [mm]	Filling	Weight [kg]*
SMART Light Vehicle gate 5,7 with bolt	OT-BS3	5733 × 2000	tubes 40 × 1,5 special bent sheet metal 60 × 41,5 × 1,5	trapezoidal T18 sheet	76,4


SMART Vehicle gate 5,7 with bolt


- Necessary accessories:
- posts - 2 pcs



Name	Index	Dimensions [mm]	Frame construction [mm]	Filling	Weight [kg]*
SMART Vehicle gate 5,7 with bolt	OT-BS	5700 × 1890	welded cold sized special tube 50 × 40 × 1,5	trapezoidal T18 sheet	81,1

CITY Barriers

- Custom nameplate with your own logo available
- RAL color coating available 
- Reinforced legs with stabilizing cross-wire
- All CITY models connect seamlessly
- Rounded tube-in-tube frame construction
- Integrated hook-and-eye connection system



CITY Reflective Board

- class I reflective film
- galvanized steel sheet

Name	Index	Height [mm]	Colour versions
CITY Reflective Board	OT-O-CP	100 / 250	yellow-red, white-red

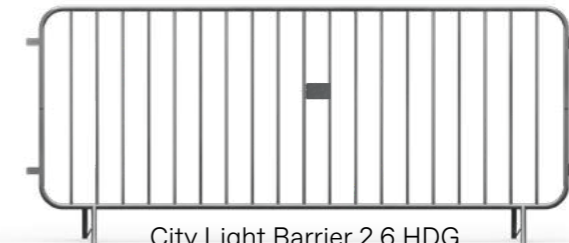


City Eco Standard Barrier 2,3



Standard feet

Name	Index	Dimensions [mm]	Corrosion protection	Design [mm]	Filling [mm]	Weight [kg]*
City Eco Standard Barrier 2,3	OT-CES	2264 × 1100	pre-galvanized steel	steel tubes 38 × 1,0	steel bars 14	10,6



City Light Barrier 2,6 HDG



Standard feet

Name	Index	Dimensions [mm]	Corrosion protection	Design [mm]	Filling [mm]	Weight [kg]*
City Light Barrier 2,6 HDG	OT-CLG2	2600 × 1100	HDG galvanized steel	steel tubes 25 × 1,2	steel bars 14	12



City Standard Barrier 2,6 HDG



Standard feet

Name	Index	Dimensions [mm]	Corrosion protection	Design [mm]	Filling [mm]	Weight [kg]*
City Standard Barrier 2,6 HDG	OT-CSG2	2553 × 1100	HDG galvanized steel	steel tubes 38 × 1	steel bars 14	13,4

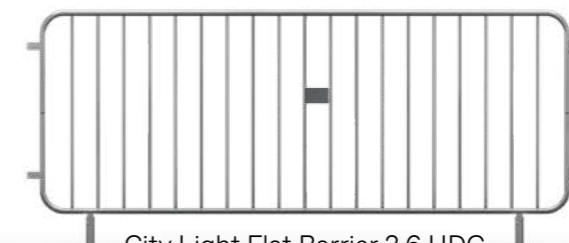


City Standard Flat Barrier 2,6 HDG



Replaceable flat foot

Name	Index	Dimensions [mm]	Corrosion protection	Design [mm]	Filling [mm]	Weight [kg]*
City Standard Flat Barrier 2,6 HDG	OT-CSW	2553 × 1100	HDG galvanized steel	steel tubes 38 × 1	steel bars 16	14,9



City Light Flat Barrier 2,6 HDG



Replaceable flat foot

Name	Index	Dimensions [mm]	Corrosion protection	Design [mm]	Filling [mm]	Weight [kg]*
City Light Flat Barrier 2,6 HDG	OT-CLW	2600 × 1100	HDG galvanized steel	steel tubes 25 × 1,2	steel bars 14	14,2

*The actual weight of the products may differ from the stated value by up to 5%, as the applicable standards (e.g. EN 10305-3 for tubes, EN 10218-2 for wire, EN 10346 for sheet metal) allow specific dimensional tolerances that directly affect the weight of the final product.

Accessories

PVC Foot

Available variants:

- 18,5 kg
- 24 kg




Name	Index	Dimensions [mm]	Weight [kg]*
PVC Foot 18,5	OT-ST18,5-TLC	685 × 251 × 138	18,5
PVC Foot 24	OT-ST24-PVC	685 × 251 × 142	24

Concrete Foot


Available variants:

- 24 kg
- 32 kg
- 34 kg



Name	Index	Dimensions [mm]	Weight [kg]*
Concrete Foot 24	OT-ST24	560 × 190 × 110	24
Concrete Foot 32	OT-ST32	590 × 220 × 130	32
Concrete Foot 34	OT-ST34	590 × 220 × 130	34

Coupler 3 mm



Coupler 1,7 mm



Coupler 2,5 mm (low)



Name	Index	Dimensions [mm]	Weight [kg]
Coupler 3 mm	OT-KL-Z	130 × 70 × 54	0,3
Coupler 1,7 mm	OT-KL3	121 × 56	0,3
Coupler 2,5 mm (low)	OT-KL4	130 × 54	0,2

Wheel

- Compatibility with SMART and MOBILT Systems



Name	Index	Dimensions [mm]	Weight [kg]
Wheel	OT-KO-Z	ø 160 × 40	1,2

Hinge RC HDG

- Compatibility with MOBILT System



Name	Index	Dimensions [mm]	Weight [kg]
Hinge RC HDG	OT-ZA2	150 × 97 × 50	0,8

Hinge

- Compatibility with SMART and MOBILT Systems*
*except MOBILT RC Panels



Name	Index	Dimensions [mm]	Weight [kg]
Hinge	OT-ZA-Z	200 × 120 × 40	2,6

P-1 Stabilizer

- Necessary accessories:
- pin T46 or steel anchor



Name	Index	Dimensions [mm]	Design	Weight [kg]
P-1 Stabilizer	OT-P1-Z	1395 × 1635	steel tubes 32 × 1,5; steel sheets 3 mm	2,5

Pin T56

- Compatibility with P-1 stabilizer



Name	Index	Dimensions [mm]	Weight [kg]
Pin T56	OT-SZ-Z	562 × 125	0,7



Steel Anchor HDG

- Compatibility with P-1 stabilizer



Name	Index	Dimensions [mm]	Weight [kg]
Steel Anchor HDG	OT-KT-Z	510 × 40	1,2




Special Anchor HDG

- Direct ground installation – alternative to concrete or PVC foot




Name	Index	Dimensions [mm]	Weight [kg]
Special Anchor HDG	OT-KT2	600 × 140	2,6



P-2 Stabilizer Folding


- Necessary accessories:
- support loads



Name	Index	Dimensions [mm]	Design	Weight [kg]
P-2 Stabilizer Folding	OT-P2	1200 × 2010	steel tubes 32 × 1,5; steel sheets 4 mm	10

Lock HDG


- Compatibility with SMART and MOBILT Systems



Name	Index	Dimensions [mm]	Weight [kg]
Lock HDG	OT-RY7	181 × 108	1

Drop Bolt HDG

- Compatibility with SMART and MOBILT Systems



Name	Index	Dimensions [mm]	Weight [kg]
Drop Bolt HDG	OT-RY	300 × 160 × 130	1,2

Anti-lift Bracket HDG

- Compatibility with PVC / concrete foot



Name	Index	Dimensions [mm]	Weight [kg]
Anti-lift Bracket HDG	OT-KL1	279 × 397 × 30	0,7

Y-shaped Barbed Wire Brackets HDG


- type V1 for standard Panels
- type V2 for MOBILT RC Panels



Name	Index	Dimensions [mm]	Weight [kg]
Y-shaped Barbed Wire Bracket V1 HDG	OT-DK	720 × 890	2,2
Y-shaped Barbed Wire Bracket V2 HDG	OT-DK2	779 × 849	1,8





Transport Pallets

- Hot-dip galvanized for long-lasting corrosion protection
- Optional powder coating available in RAL color palette 
- Custom nameplates with client logo
- Fully compatible with all panel / barriers types





MOBILT Pallet MPF30 HDG




Name	Index	Dimensions [mm]	Capacity	Weight [kg]
MOBILT Pallet MPF30 HDG	OT-PMOB10	3445 × 1120	30 panels, 30 PVC/ concrete foot, 30 couplers	80,9

MOBILT Pallet MP30 HDG



Name	Index	Dimensions [mm]	Capacity	Weight [kg]
MOBILT Pallet MP30 HDG	OT-PMOB11	3485 × 1205	30 panels	56,6

MOBILT Pallet M30 HDG

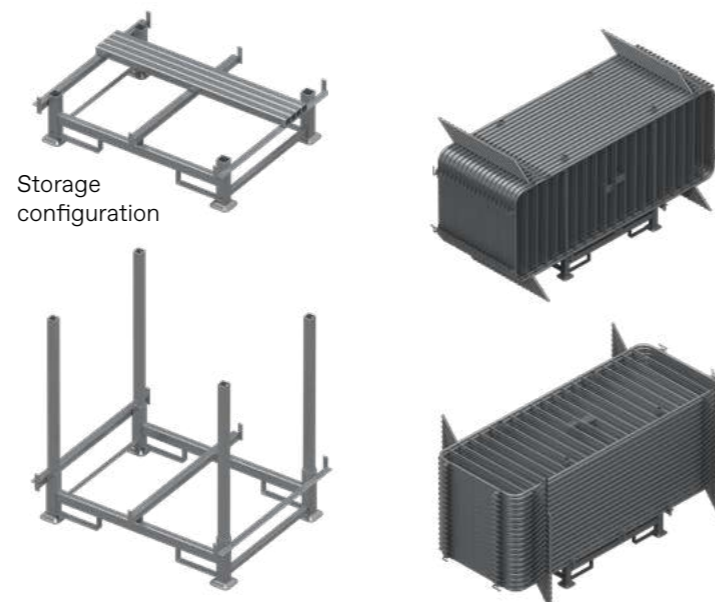


Name	Index	Dimensions [mm]	Capacity	Weight [kg]
MOBILT Pallet M30 HG	OT-MPMOB-P	1226 × 195 × 101 × 2	30 panels	6,65 × 2

City Pallet HDG

Name	Capacity [pcs]
City Eco Standard Barrier 2,3, City Standard Barrier 2,6 HDG, City Standard Flat Barrier 2,6 HDG	25
City Light Barrier 2,6 HDG, City Light Flat Barrier 2,6 HDG	38

Name	Index	Dimensions [mm]	Weight [kg]
CITY Pallet HDG	TM-PMR13	1225 × 1010 × 1244	54



SMART Pallet HDG




Name	Index	Dimensions [mm]	Capacity	Weight [kg]
SMART Pallet	OT-PSM1	2968 × 1210	28 panels	60,4


*The actual weight of the products may differ from the stated value by up to 5%, as the applicable standards (e.g. EN 10305-3 for tubes, EN 10218-2 for wire, EN 10346 for sheet metal) allow specific dimensional tolerances that directly affect the weight of the final product.

CUSTOM BRANDING


Custom logo placement available on all panels and barriers.

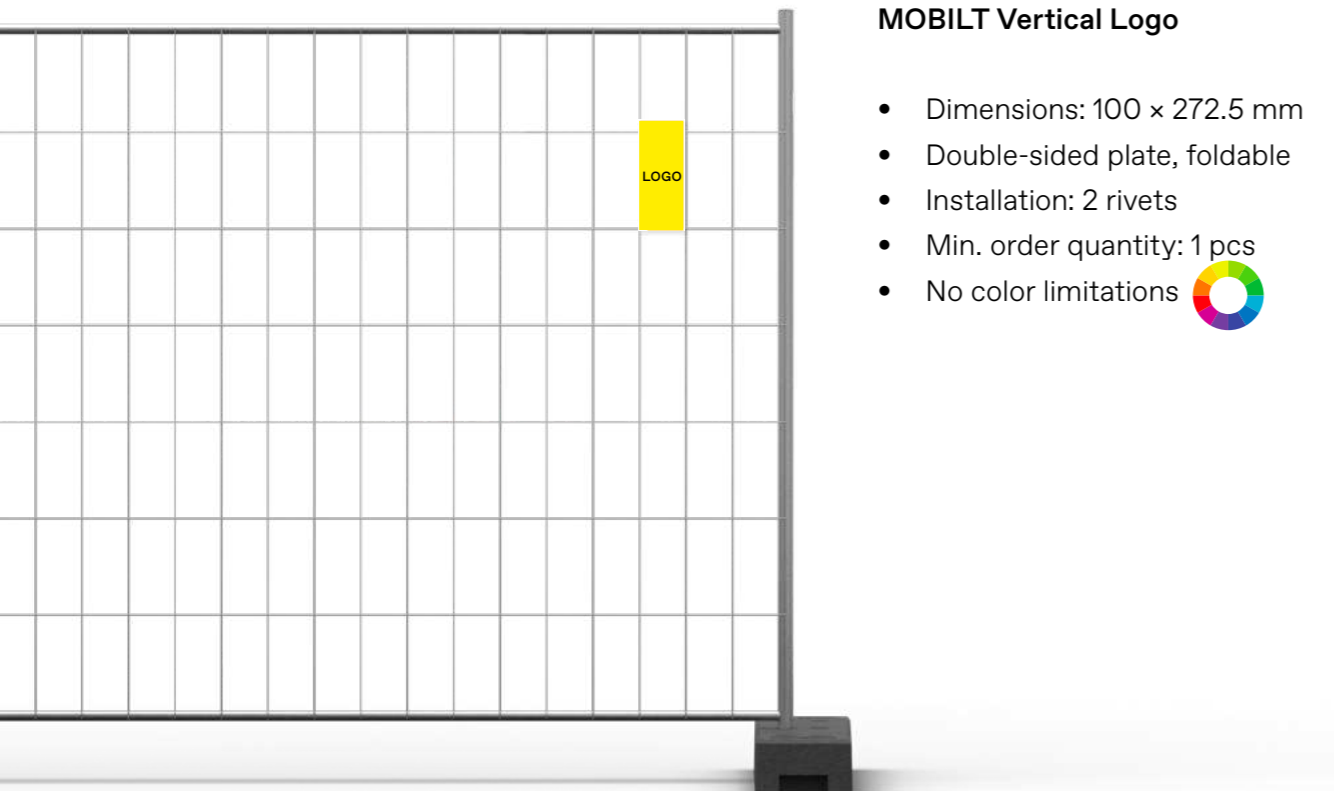



MOBILT Horizontal Logo


- Dimensions: 255 × 100 mm
- Double-sided plate, foldable
- Installation: 2 rivets
- Min. order quantity: 1 pcs
- No color limitations 

SMART Logo

- Dimensions: 300 × 100 mm
- Installation: 4 rivets
- Min. order quantity: 1 pcs
- No color limitations 

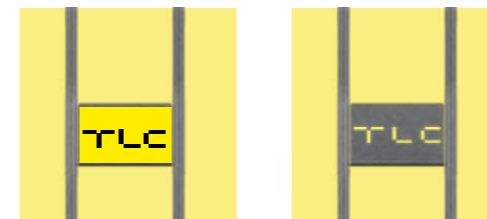


MOBILT Vertical Logo

- Dimensions: 100 × 272.5 mm
- Double-sided plate, foldable
- Installation: 2 rivets
- Min. order quantity: 1 pcs
- No color limitations 

CITY Logo

- Dimensions: 107,4 × 118 mm
- Directly mounted to the barrier
- Sticker or laser engraving option



The combination of Swedish technology and Polish entrepreneurship has allowed us to specialise in the design and production of solutions for the industrial and construction sectors.

POLAND

TLC Sp. z o.o.

+48 505 140 140
info@tlc.eu
tlc.eu

SWEDEN

Inter TLC AB

+46 70 525 99 18
info@intertlc.se
intertlc.se

GERMANY

Inter TLC GmbH

+49 5147 709 00 72
info@intertlc.de
intertlc.de

FRANCE

Inter TLC SAS

+33 (0) 744 944 644
info@intertlc.fr
intertlc.fr

We started in 2005 as a small company and today we are a group of companies with projects all over the world. The thousands of projects we have completed confirm that we are a trusted business partner. Our key customers include leading companies in the construction and industrial sectors.

We are committed to green solutions and sustainability in our operations.

Visit our website:
[TLC.EU](https://www.tlc.eu)

