

EPS - Edge Protection System





We are Swedish-Polish group specialising in the design and production of solutions for the industrial and construction sectors.

We are able to predict the challenges in the next stages of construction and industrial project.

Keep calm due to our experience.

20 000+ m² of production space in three automated facilities

2005 the year we started

15 branches throughout Europe

50+ countries where our projects are located

Manufacturer, TLC Sp. z o.o., holds Environmental Product Declaration in acc. with ISO 14025:2006 and EN 15804:2012+A2:2019/AC:2021 for industrial communication systems including stairs, railings and fences.

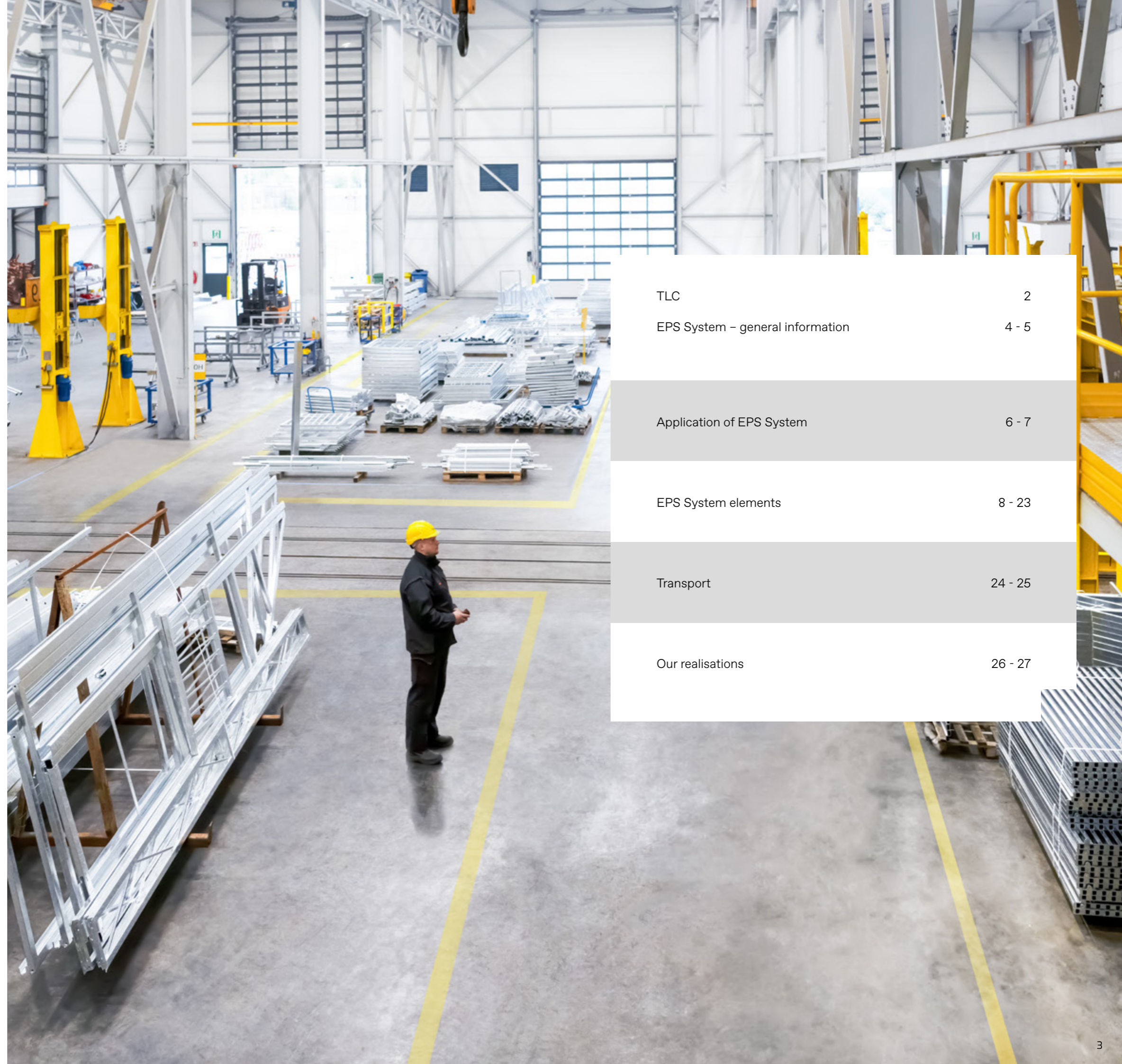


TLC's production plant has implemented Factory Production Control according to EN 1090-1 and welding quality system according to PN-EN ISO 3834-2, both certified by TUV SUD Polska.

TLC's production plant has been certified with the Integrated Management System of Quality, Environment and OHS (ISO 9001/ ISO 14001/ ISO 45001) issued by Bureau Veritas Certification.



The information contained in this advertising material is provided for informational purposes only. The product specification should be checked against the technical documentation provided by the manufacturer.



TLC	2
EPS System – general information	4 - 5
Application of EPS System	6 - 7
EPS System elements	8 - 23
Transport	24 - 25
Our realisations	26 - 27

EPS System

General Information

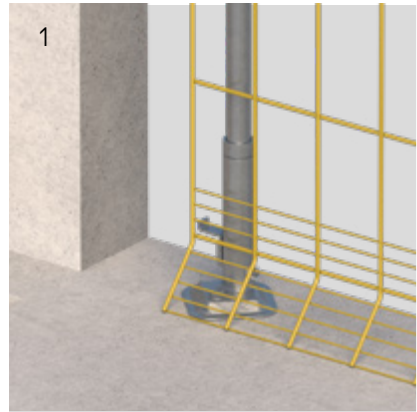
Edge Protection System is a modern security system made in compliance with the class A EN 13374:2013-08 standard, dedicated to secure building and construction site edges, technological openings, passageways and other places where there is risk of falling from height.

Standard features of available solutions:

- Easy, well-thought out and tested solutions that guarantee reliability and the highest possible safety level
- Robust anti-corrosive protection to provide long-term durability of all elements even if utilized
- Assembly of the system elements does not require highly-qualified personnel
- Wide offer of holders and fixings
- Special transport baskets facilitate loading, unloading, transport and storage of all elements
- The product received a positive opinion of Mechanised Construction and Rock Mining Institute for compliance with EN 13374:2013-08 standard.



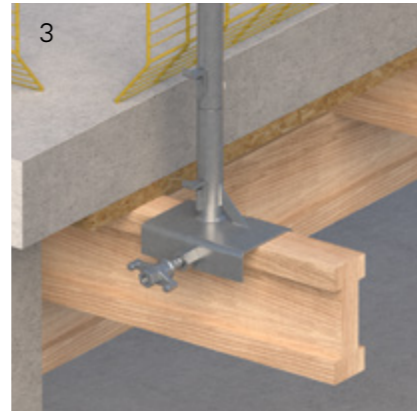
Application of EPS System




Horizontal screw-fastened holder




Vertical screw-fastened holder with extension




Girder holder




Clamping holder L500/1800




Stair holder



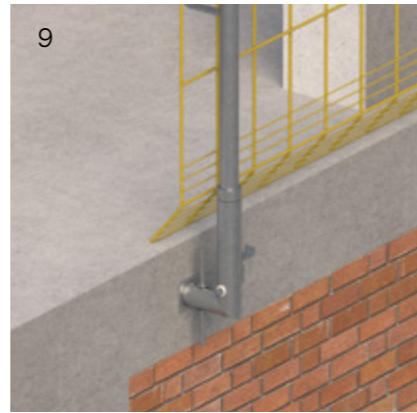
Horizontal permanent holder



Vertical permanent holder



Wall holder



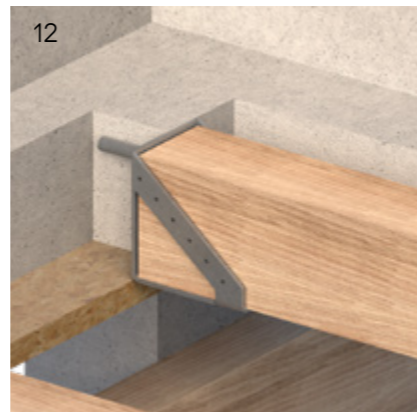
Latching holder




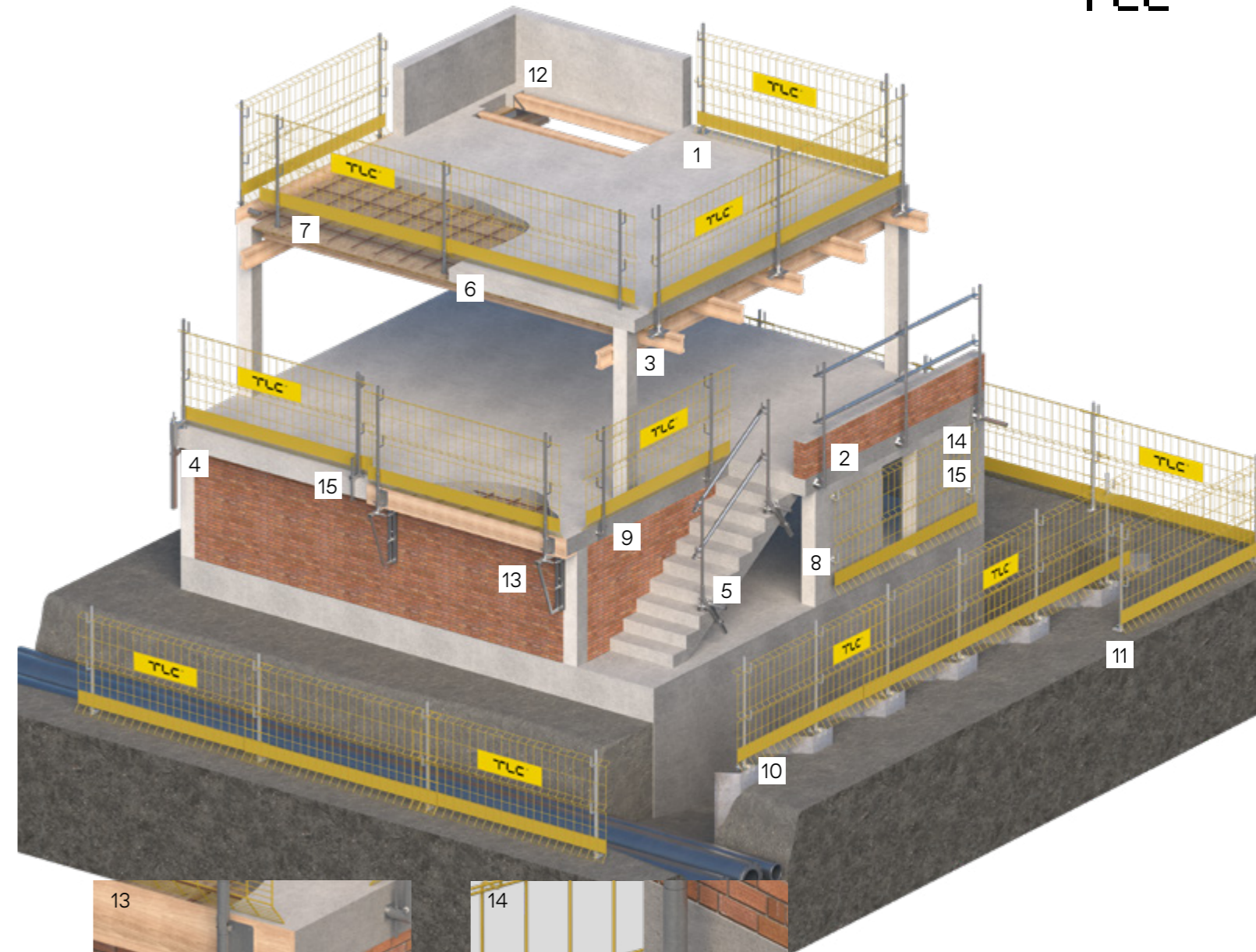
Steel structures holder



Drop-in holder




Working platform holder



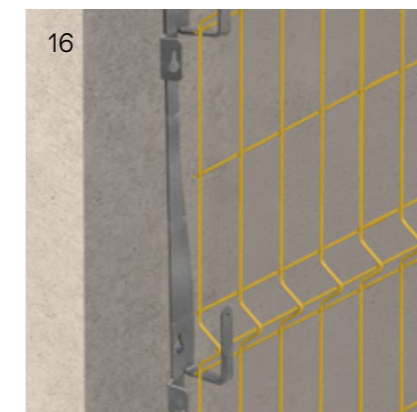
Formwork girder



Facade holder



Bracket clamp with post



Double wall holder

EPS System elements



Mesh panel EPS-PAN-ECO3
PAGE 10




Mesh panel EPS-PAN-ECO3-H
PAGE 10



Mesh panel EPS-PAN-I
PAGE 11



Mesh panel EPS-PAN-I-H
PAGE 11



Plank EPS-D
PAGE 12



Scaffolding tubes EPS-R
PAGE 12



System post EPS-SL-V3
PAGE 13



Post extension EPS-PRS
PAGE 13



Horiz. screw-fastened holder PS-UPZ-V2
PAGE 14



Vert. screw-fastened holder EPS-UPN-V2
PAGE 14



Girder holder EPS-UDZ-V2
PAGE 15



Holder for steel structures EPS-UG
PAGE 15



Latching holder EPS-UZT-V2
PAGE 16



Clamping holder L500
EPS-UUN-V2
PAGE 15



Stair holder EPS-UUN-V4
PAGE 17



Horiz. permanent holder EPS-UZH-V2
PAGE 17



Vert. permanent holder EPS-UZV-V2
PAGE 18



Drop-in holder EPS-UW-V3*
PAGE 18



Plank lower holder EPS-UDS
PAGE 19



Working platform holder EPS-UPR
PAGE 19



Wall holder
PAGE 20



Double wall holder EPS-US2
PAGE 20



Formwork girder EPS-USZ
PAGE 21



Facade holder EPS-USP
PAGE 21



Bracket clamp with post EPS-UUS
PAGE 22



Steel foot EPS-PU*
PAGE 22



Transport basket W-TM-SD3
PAGE 24



Transport basket W-TM-SD1
PAGE 24-25



Transport basket W-TM-SD2
PAGE 24-25

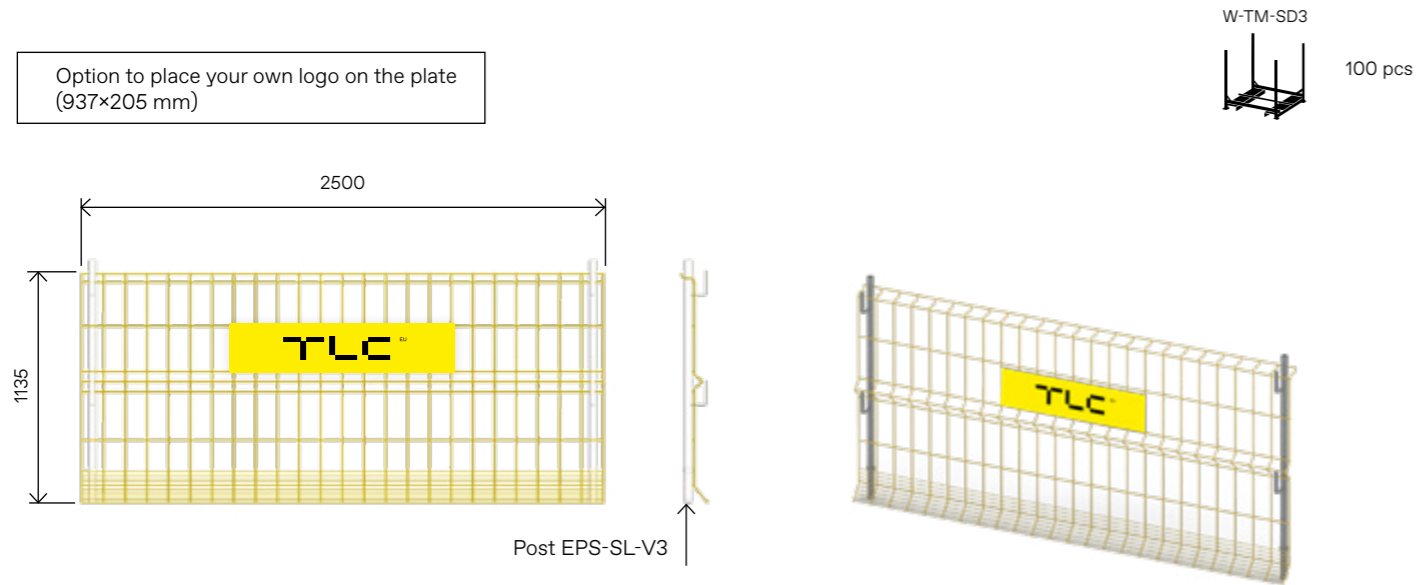


Wooden box pallet W-TM-SD4
PAGE 24-25

*These components do not fulfill the EN 13374:2013-08 standard requirements



EPS ECO Panel 1100×2500mm – consists of galvanized steel rods which are resistant. The maximum distance between posts is 2400 mm. Panel available in galvanized or powder coated version.



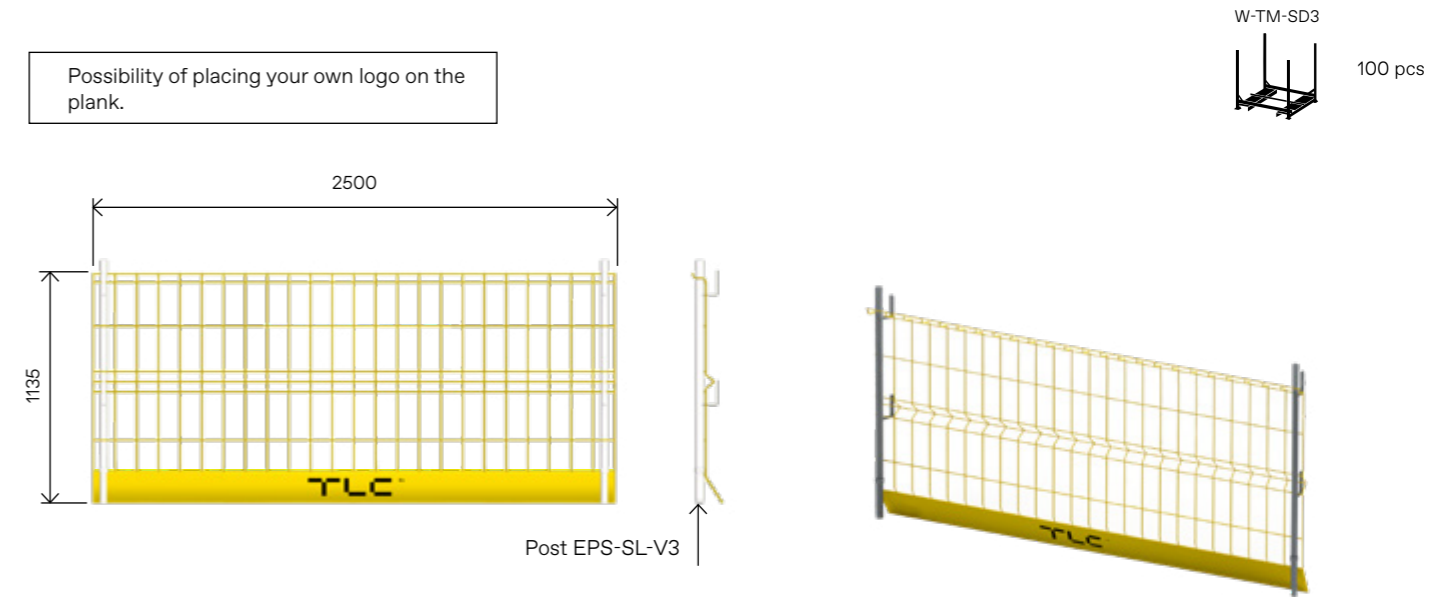
APPLICATION	Protecting the working edge against falling people, tools or construction materials.
WEIGHT	12 kg
WIRE DIAMETER	3 mm (bottom fold), 6 mm
PRODUCT NUMBER	EPS-PAN-ECO3

Eco Panel 1100×1250mm – consists of galvanized steel rods which are resistant. The maximum distance between posts is 1150 mm. Panel available in galvanized or powder coated version.



APPLICATION	Securing the edge of the work area to prevent falls.
WEIGHT	6,2 kg
WIRE DIAMETER	3 mm (bottom fold), 6 mm
PRODUCT NUMBER	EPS-PAN-ECO3-H

Panel 1100×2500mm - consists of galvanized steel rods which are resistant. The maximum distance between posts is 2400 mm. Panel available in galvanized or powder coated version.



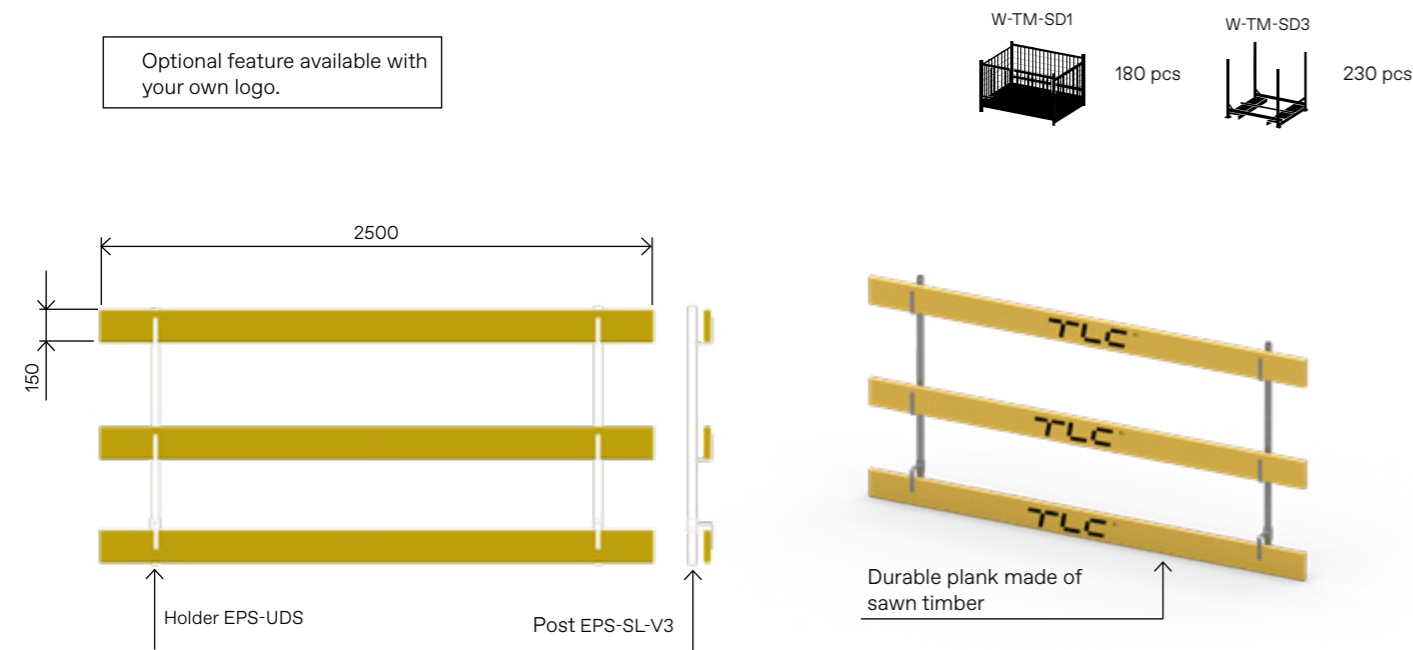
APPLICATION	Protecting the working edge against falling people, tools or construction materials.
WEIGHT	14,7 kg
WIRE DIAMETER	6 mm
PRODUCT NUMBER	EPS-PAN-I

Panel 1100×1250mm - consists of galvanized steel rods which are resistant. The maximum distance between posts is 1150 mm. Panel available in galvanized or powder coated version.



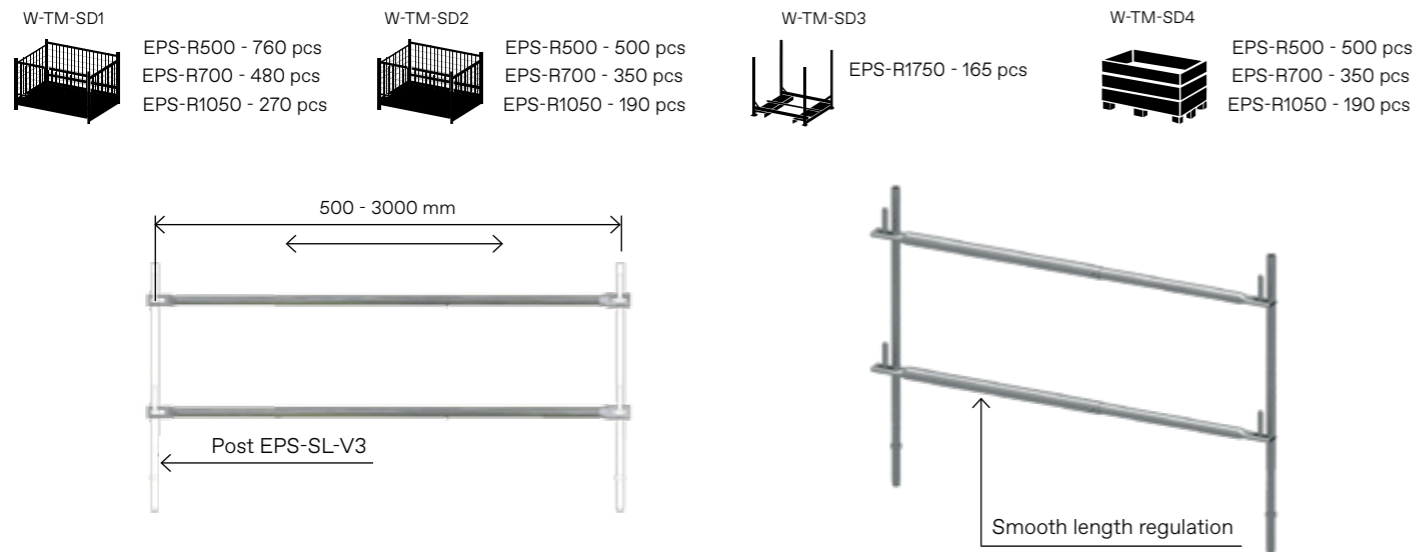
APPLICATION	Securing the edge of the work area to prevent falls.
WEIGHT	7,4 kg
WIRE DIAMETER	6 mm
PRODUCT NUMBER	EPS-PAN-I-H

Timber planks in 2500 × 150 mm dimension. The maximum distance between the posts is 2000 mm.



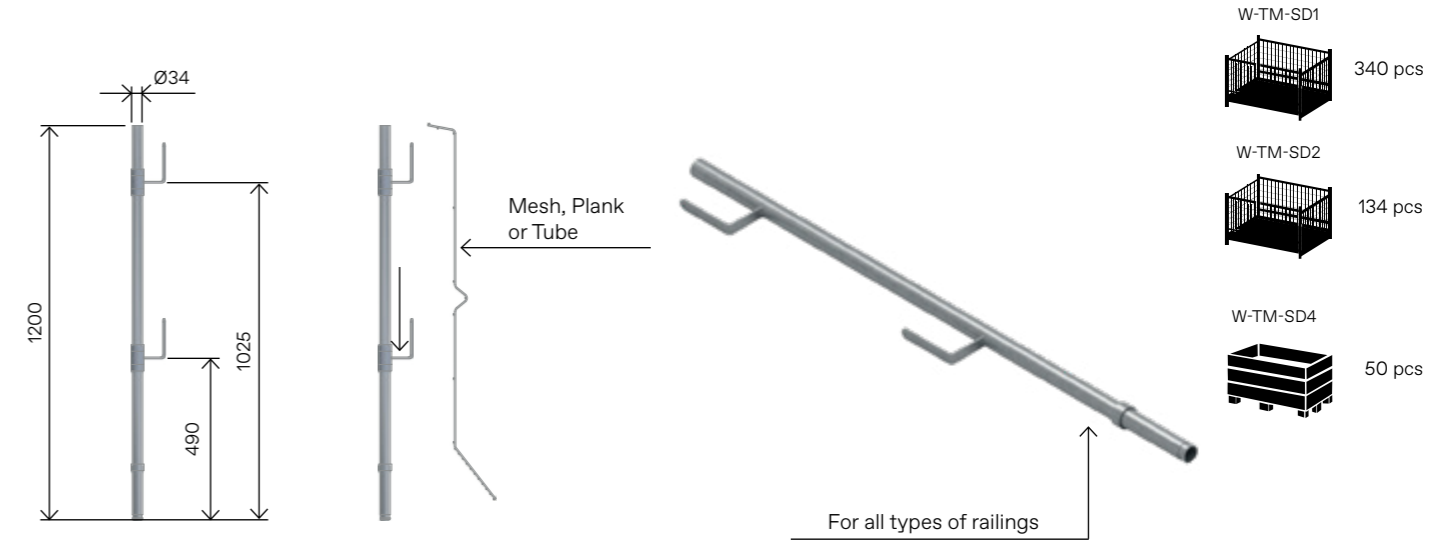
APPLICATION	Protecting the working edge against falling people.
WEIGHT	6,5 kg
PLANK THICKNESS	32 mm
PRODUCT NUMBER	EPS-D

Scaffolding tube is made of steel and assembled on system post hooks.



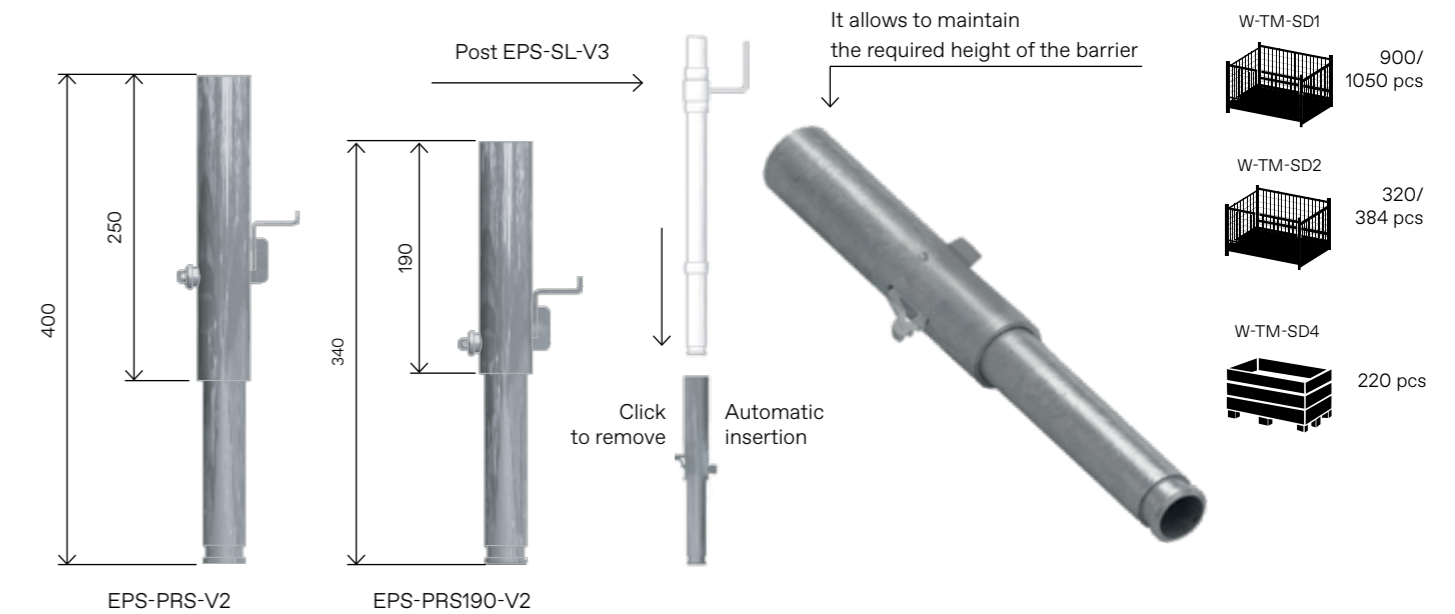
APPLICATION	Protecting the working edge against falling people.			
ASSEMBLY	Adjust the element length and assemble it on system pole hooks.			
	VERSION 500 mm	VERSION 700 mm	VERSION 1050 mm	VERSION 1750 mm
REGULATION RANGE (L)	500 - 700 mm	700 - 1050 mm	1050 - 1750 mm	1750 - 3000 mm
WEIGHT	1,9 kg	2,8 kg	5,3 kg	8,9 kg
PRODUCT NUMBER	EPS-R500	EPS-R700	EPR-R1050	EPS-R1750

A system post with two universal handles allowing the assembly of all types of bodyguard.



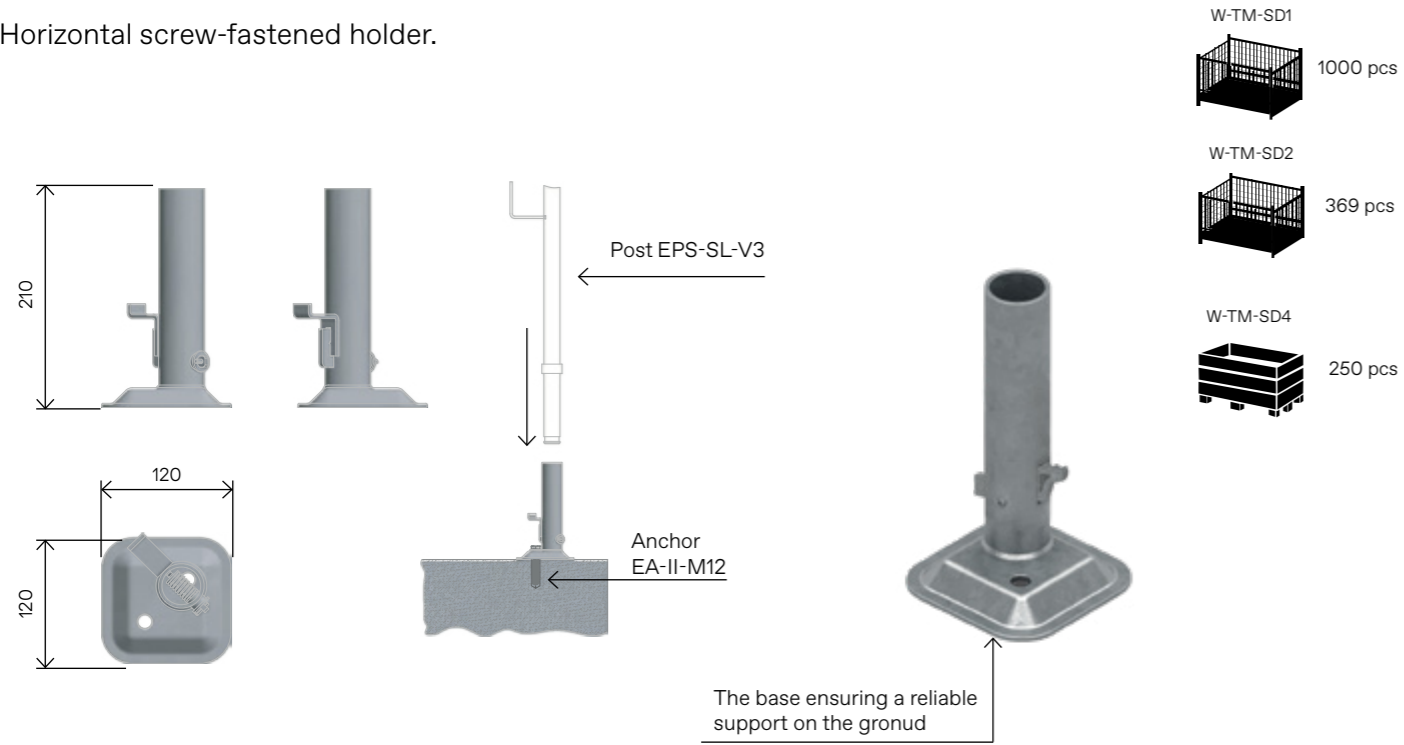
APPLICATION	Assembling all EPS panel types (mesh panels, planks and scaffolding tubes).
ASSEMBLY	Embed the post in the socket of a holder equipped with a bolt - the latchlock will secure the post automatically. Disassemble by pressing the holder's detent.
WEIGHT	3,7 kg
PRODUCT NUMBER	EPS-SL-V2

Post extension - available in two sizes: 190 and 250 mm.



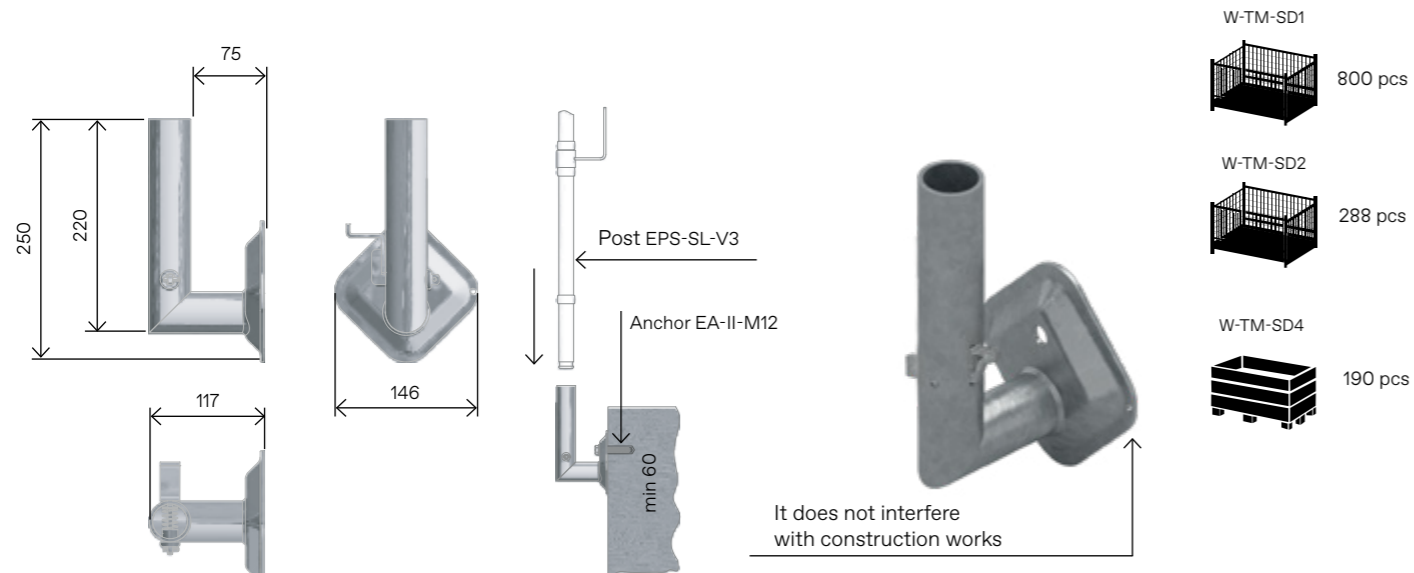
APPLICATION	Extending the universal pole to obtain proper protection height when using e.g. girder, structural, clamping or permanent holders.	
ASSEMBLY	Assembly and disassembly of the extension is conducted in the same manner as system posts.	
	250 mm version	190 mm version
WEIGHT	1,4 kg	1,1 kg
PRODUCT NUMBER	EPS-PRS-V2	EPS-PRS190-V2

Horizontal screw-fastened holder.



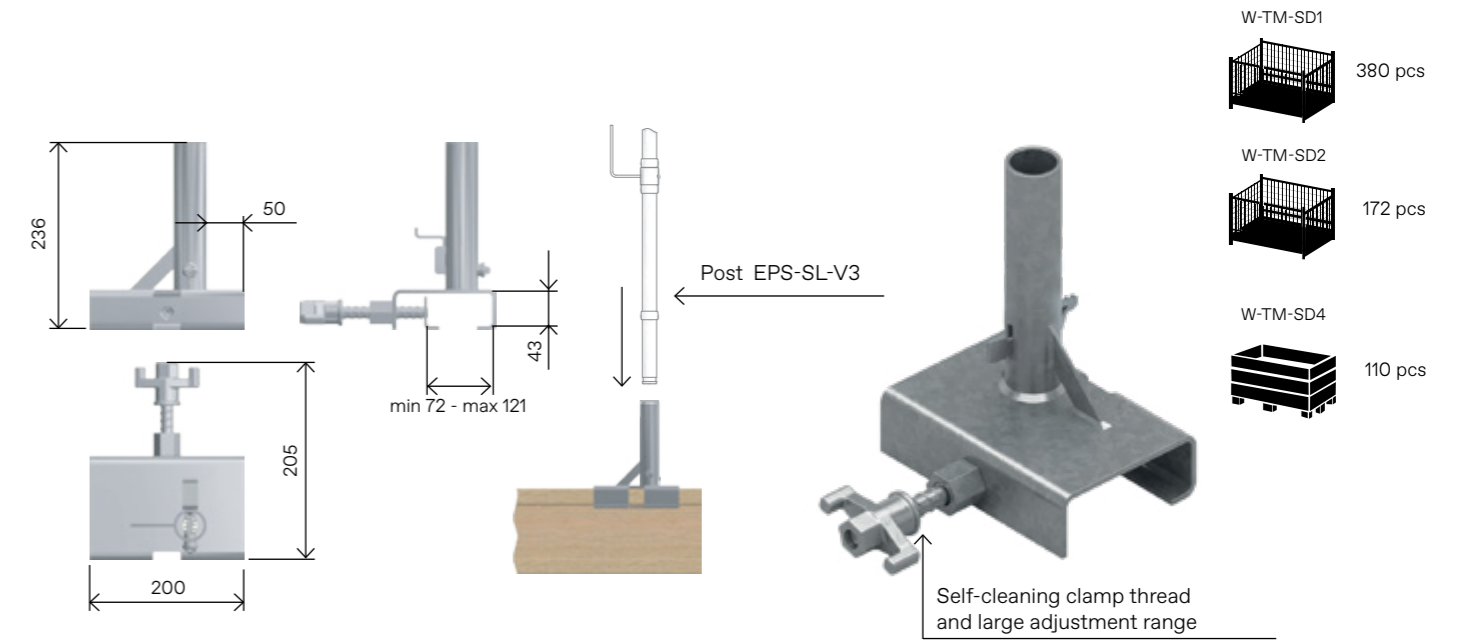
APPLICATION	Assembling the guardrail post on horizontal working surfaces, e.g. building ceiling.
ASSEMBLY	Screw the holder to the previously embedded anchor with internal thread M12 - the recommended anchor for the assembly is Fischer - EA II M12. During the anchor assembly, one should follow manufacturer's instructions.
WEIGHT	1,3 kg
PRODUCT NUMBER	EPS-UPZ-V2

Vertical screw-fastened holder - designed to avoid interference with most of the construction works.



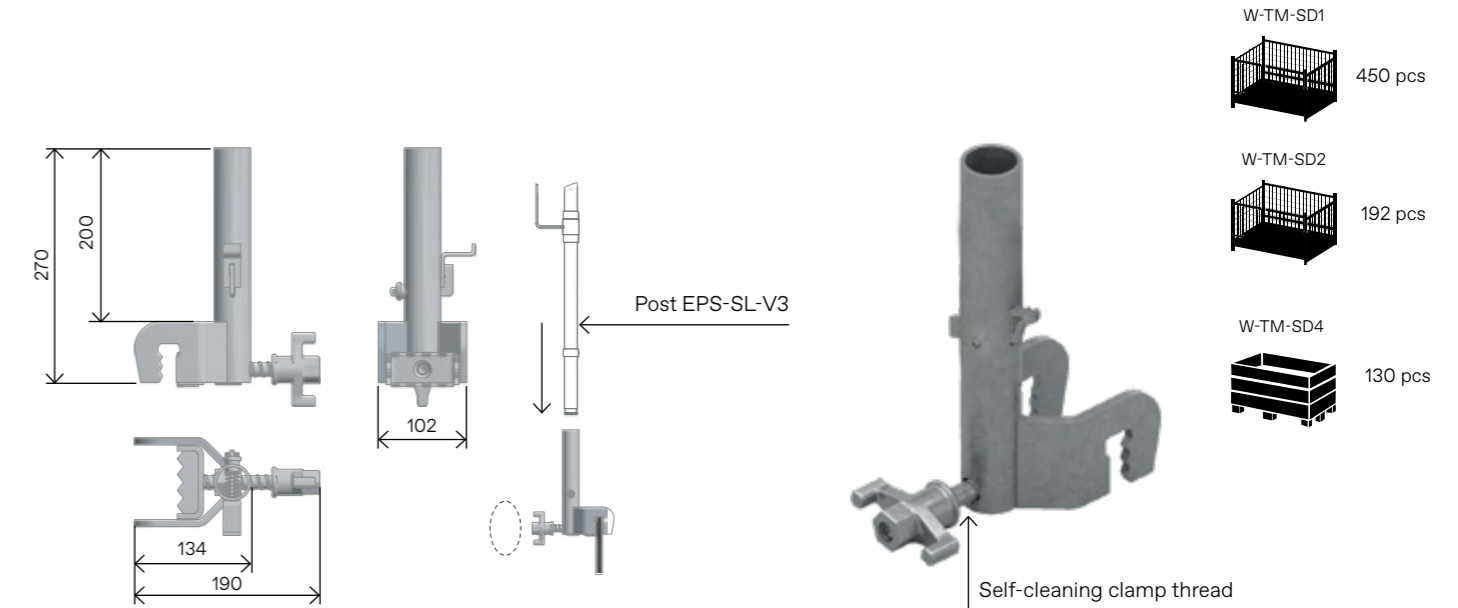
APPLICATION	Assembling the guardrail post on vertical surface when construction external brick walls.
ASSEMBLY	Assembling and disassembly of the extension proceeds as in the case of the horizontal screw-fastened holder.
WEIGHT	1,5 kg
PRODUCT NUMBER	EPS-UPN-V2

Girder holder - suitable for every girder height with maximum width of the upper T being 95 mm.



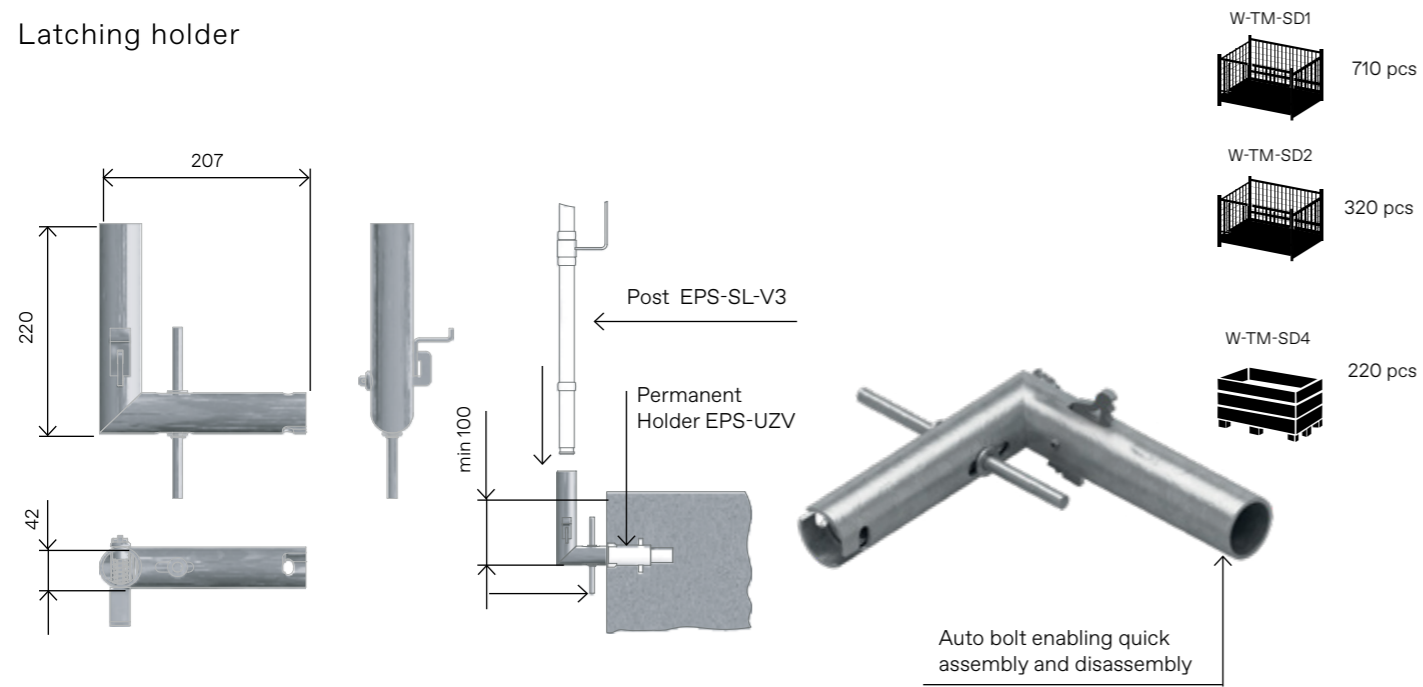
APPLICATION	Assembling the guardrail post on girders or wooden beams.
ASSEMBLY	Slide the holder on the girder or beam, then tighten the clamp of the holder.
WEIGHT	3,4 kg
PRODUCT NUMBER	EPS-UDZ-V2

Holder for steel structure to improve clamping of the holder equipped in teeth fastening edges.



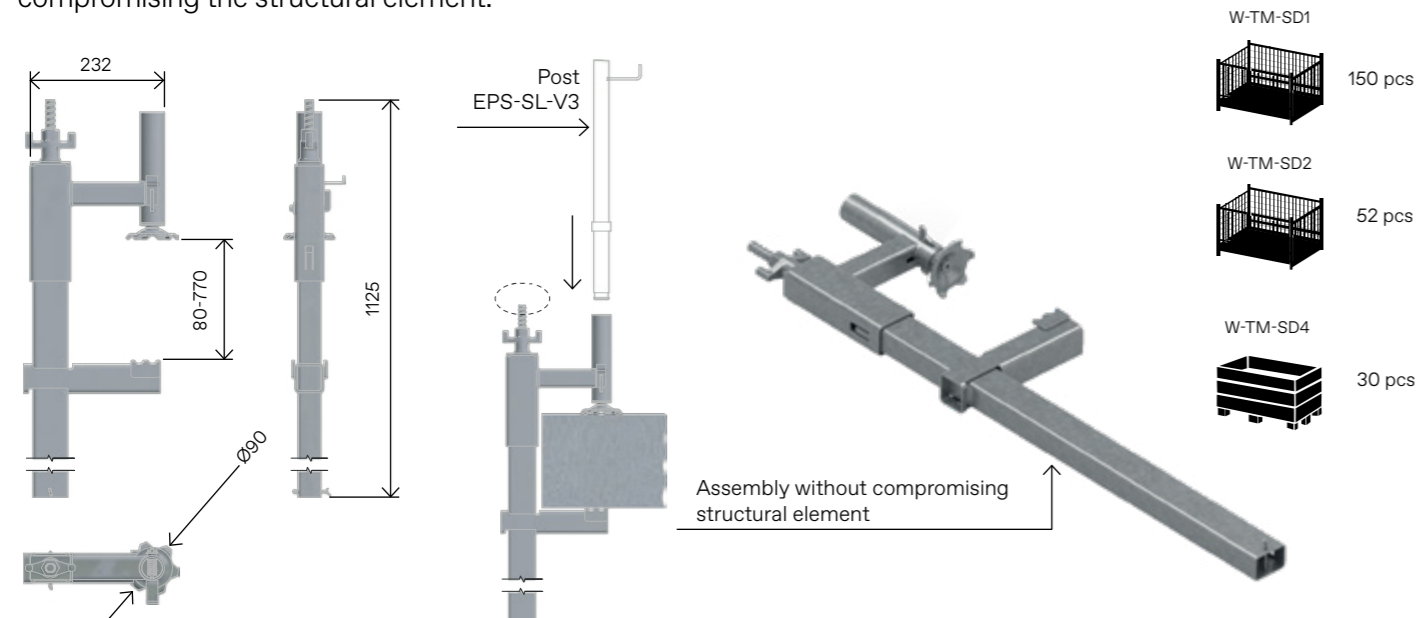
APPLICATION	Assembling the guardrail post on vertical steel structures like sheet piles sheet metals.
ASSEMBLY	Put the holder on a vertical element of the structure which maximum thickness is 16 mm, then tighten the clamp of the holder.
WEIGHT	2,7 kg
PRODUCT NUMBER	EPS-UG-V2

Latching holder



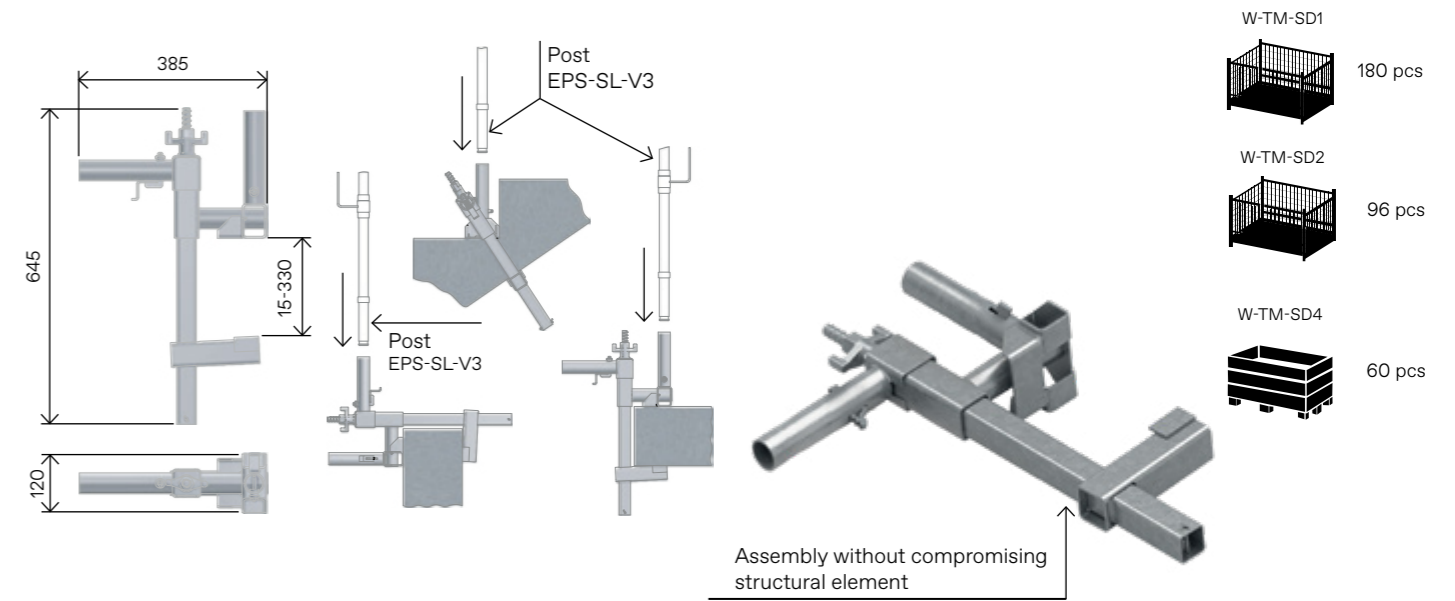
APPLICATION	Assembling the guardrail post on vertical surfaces to previously prepared permanent vertical elements.	
ASSEMBLY	Insert the holder at a proper angle- into the previously prepared vertical permanent holder until you feel significant resistance. Turn the holder to the vertical position - the holder will clamp. To disassemble the element pull and turn the vertical bar, then remove the element from the opening.	
WEIGHT	1,7 kg	
PRODUCT NUMBER	EPS-UZT-V2	

Clamping holder L800 - universal solution used in numerous configurations. It allows assembly without compromising the structural element.



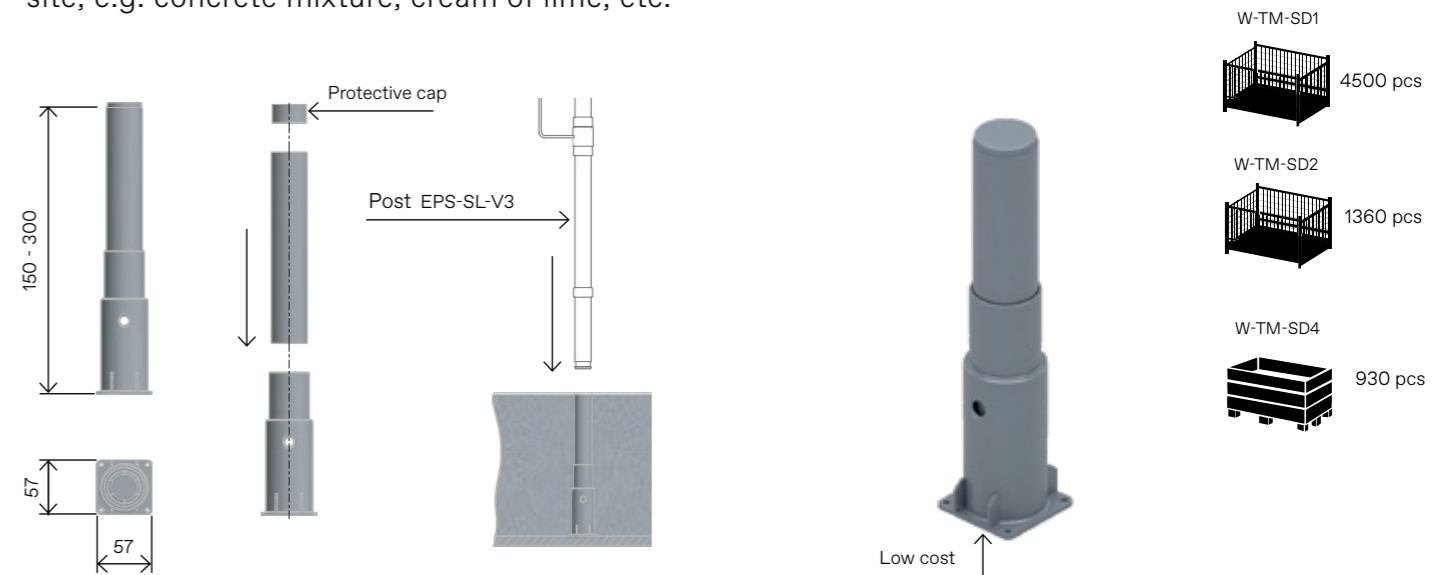
APPLICATION	Assembling the guardrail post by clamping on horizontal surfaces. e.g. ceilings. concrete beams. staircases.	
ASSEMBLY	Loosen the clamp thread. adjust the lower element to a desired height so that after adjusting the element. it will still have circa. 20mm regulation range available on the pressing element. Make sure that the holder base and the dish are properly aligned in relation to the panel, then tighten the nut of the holder.	
WEIGHT	8,5 kg	5,5 kg
PRODUCT NUMBER	EPS-UUN800-V2	EPS-UUN-V2

Universal slab/stair clamp - its design allows for a clamping range from 15 mm to 330 mm.



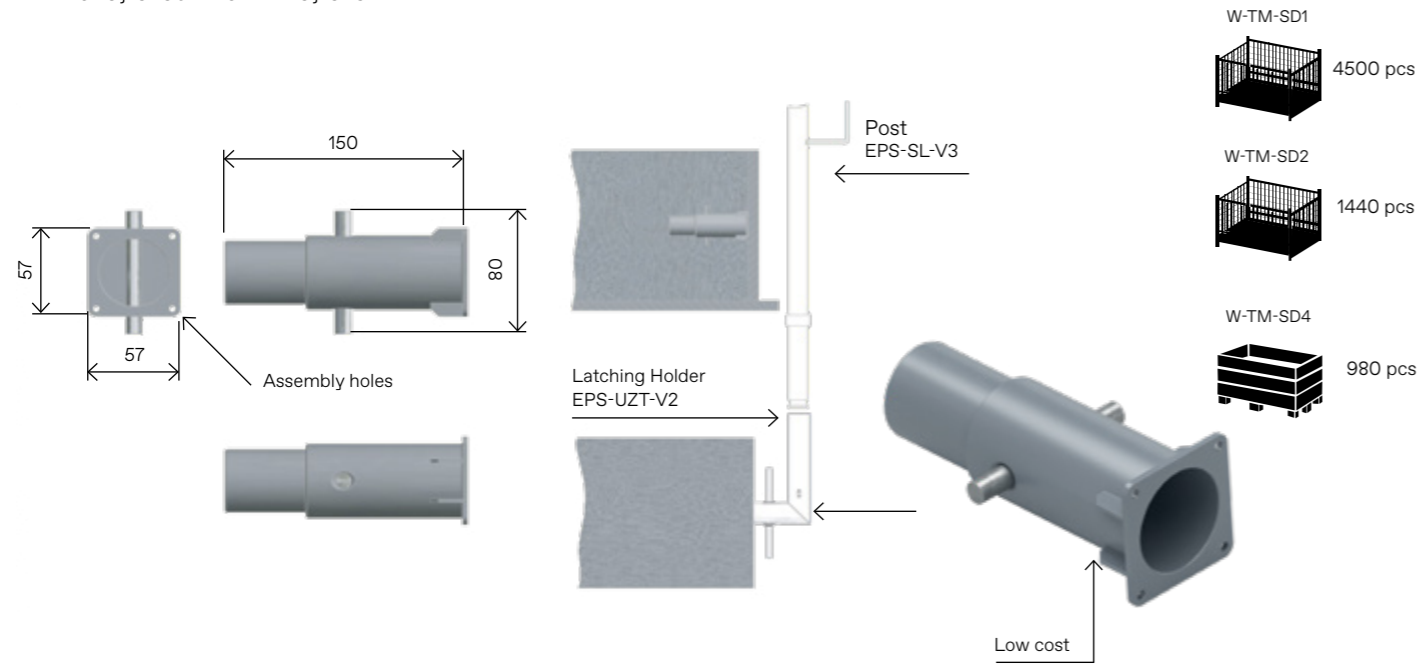
APPLICATION	Assembling the guardrail post by clamping on vertical and horizontal surfaces, e.g., ceilings, concrete beams, staircases, walls. The clamp allows for assembly on a stairs flight.	
ASSEMBLY	Adjust the holder to a dedicated assembly type (ceiling, wall, stairs). Loosen the clamp thread and adjust the lower adjustable element to the desired height. There should be 20 mm of regulation left on the pressing element. Tighten the nut of the holder.	
WEIGHT	7 kg	
PRODUCT NUMBER	EPS-UUN-V4	

Horizontal permanent holder resistant to most of the materials used at the construction site, e.g. concrete mixture, cream of lime, etc.



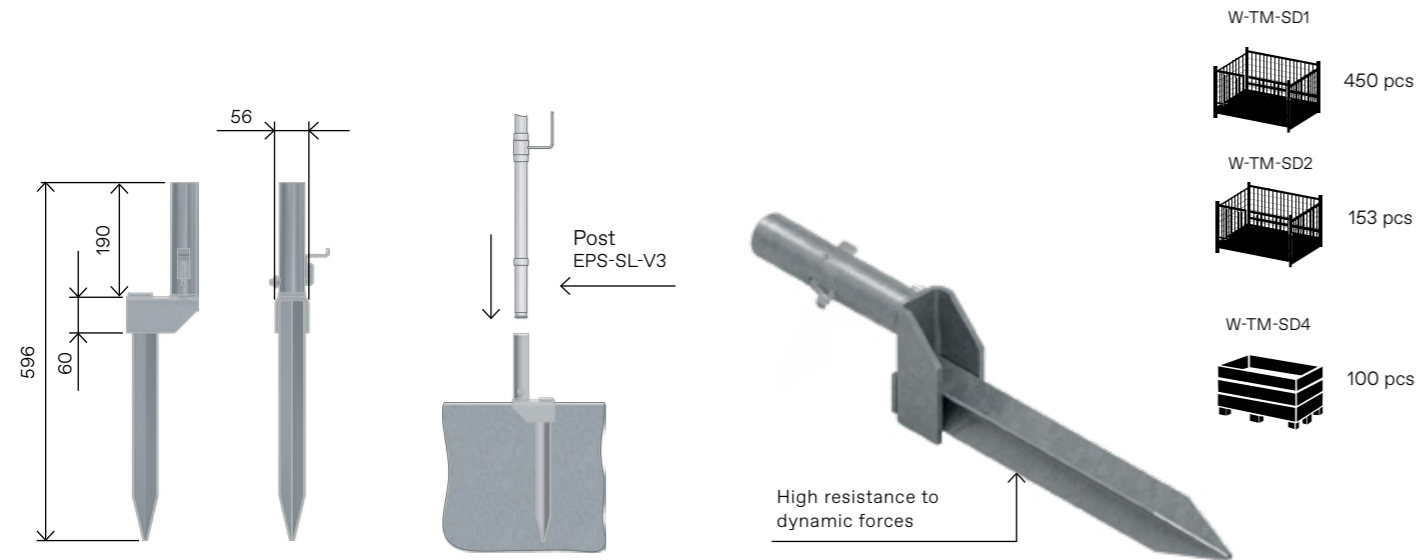
APPLICATION	Preparing the fastening socket for the system post.	
ASSEMBLY	Nail the flange of the element to the formwork horizontal surface, put in the tube, which length was previously adjusted to the thickness of the ceiling, and protect it with a cap. The holder is embedded to the formwork before concreting the structure, e.g. to the board, downstand beam or beams on horizontal surfaces.	
WEIGHT	0,1 kg	
PRODUCT NUMBER	EPS-UZH-V2	

Vertical permanent holder resistant to most of the materials used in construction sector, e.g. concrete mixture, cream of lime, etc.




APPLICATION	Preparing the fastening socket for the clamping holder EPS-UZT-V2.
ASSEMBLY	Nail the holder to the clapboard using special openings in the flange and arranging it in such a way that the bar is oriented vertically. The holder is embedded within the reinforcement before concreting the structure, i.e. panel, binder, or beam on their vertical surfaces.
WEIGHT	0,2 kg
PRODUCT NUMBER	EPS-UZV-V2

Drop-in holder designed to ensure high resistance to dynamic forces.



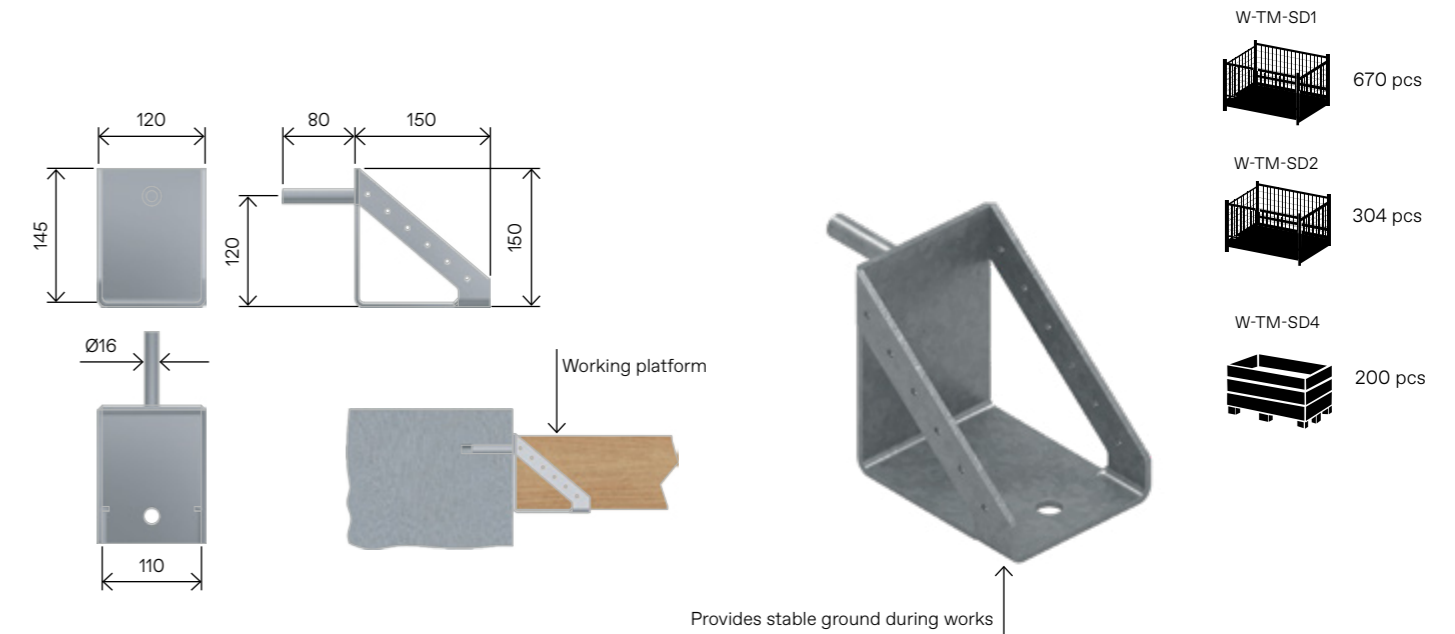
APPLICATION	Assembling the guard rail post in the ground near the edge of ground excavations.
ASSEMBLY	Hammer into the ground to a depth of approximately 400 mm using a mallet EPS-UW-P and check stability of the holder.
WEIGHT	2,4 kg
PRODUCT NUMBER	EPS-UW-V3

Plank lower holder additional element used with wooden plank protection.



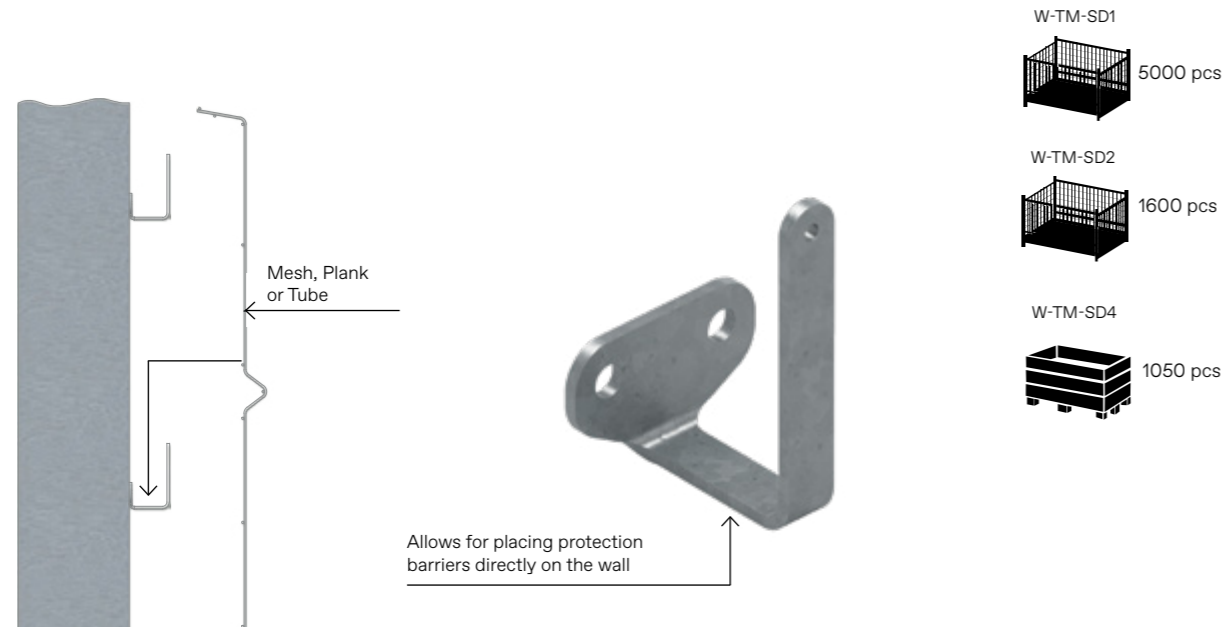
APPLICATION	Protecting the plank serving as a toe board.
ASSEMBLY	Put the holder on the system post or in sleeves of other holders.
WEIGHT	0,3 kg
PRODUCT NUMBER	EPS-UDS

Working platform holder - the holders must always be used in sets of two assembled opposite each other.



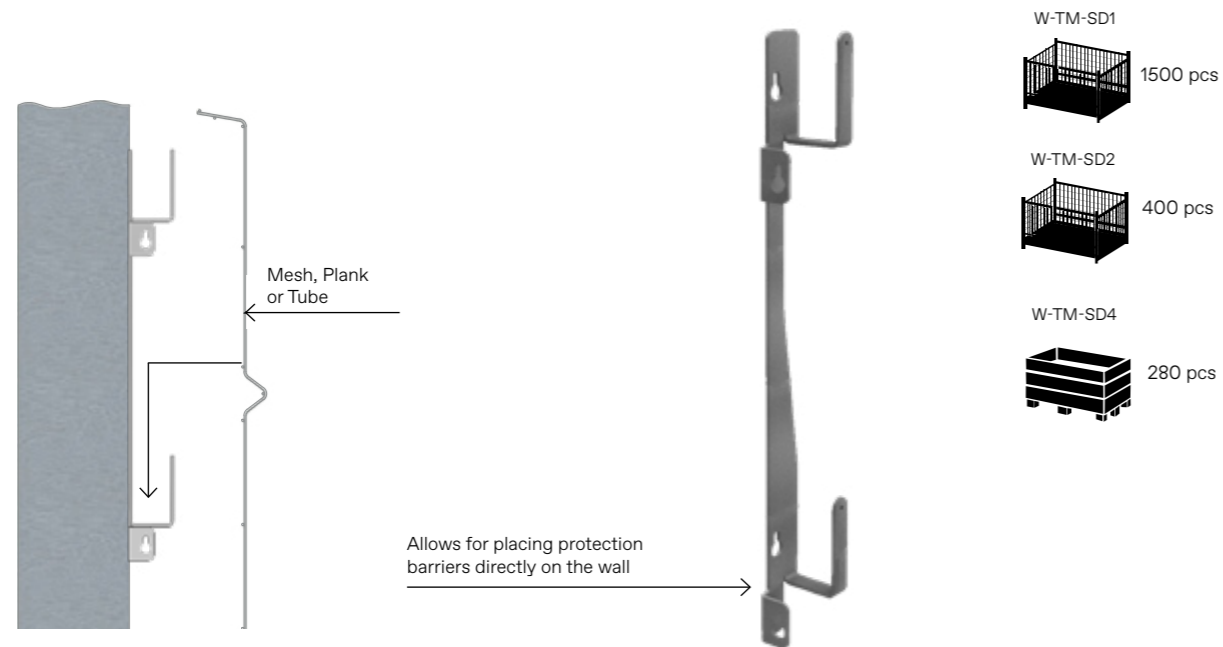
APPLICATION	Assembling working platforms in areas determined with two walls. e.g. lift shafts.
ASSEMBLY	Use a 16 mm drill bit to make 100 mm deep holes in opposite walls. Insert the holders in the openings, put the beam in holder sockets. The length of the beams must be no shorter than 5 mm of the length between holders. The holder is to be used with walls made of concrete or solid bricks.
WEIGHT	1,8 kg
PRODUCT NUMBER	EPS-UPR

Wall holder - additional element used for barrier protection.



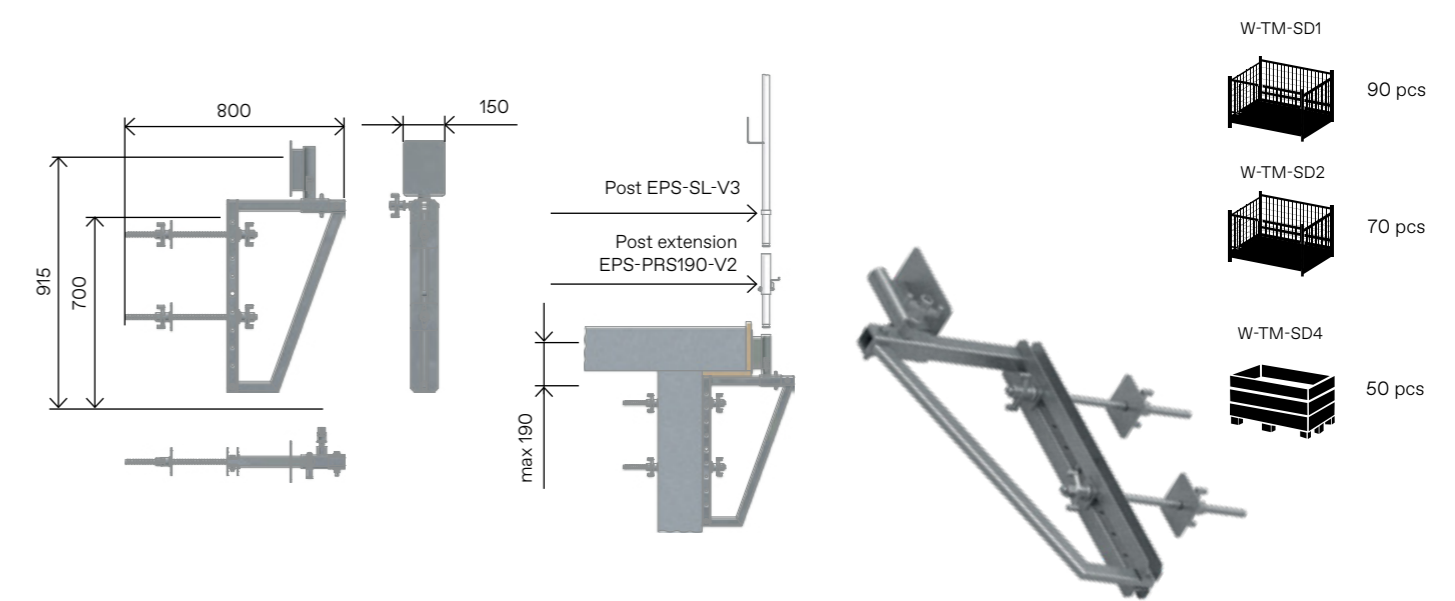
APPLICATION	Placing barriers directly on walls in order to protect open spaces such as door and window openings.
ASSEMBLY	Fix the holder to a vertical surface with two anchors and M10x50 crews. We recommend Fischer EA II M10 anchors which should be fixed according to manufacturer's Instruction.
WEIGHT	0,3 kg
PRODUCT NUMBER	EPS-US

Double wall holder - additional element used for barrier protection.



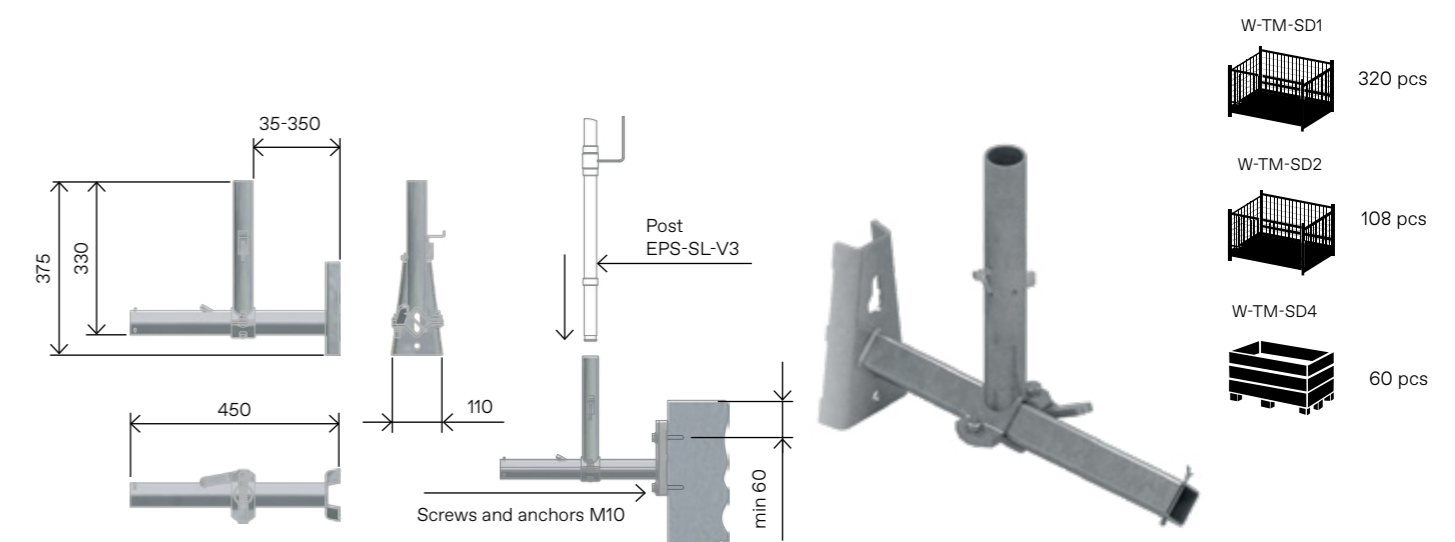
APPLICATION	Installation of the guardrail directly on walls or parapets to secure open spaces, such as door and window openings, elevator shafts, etc. It is also possible to mount the support inside niches.
ASSEMBLY	The support must be fixed with two M10 anchors. The anchors must withstand a vertical load of 1500N. It is recommended to use the Fischer EA II M10x50 anchor.
WEIGHT	1,7 kg
PRODUCT NUMBER	EPS-US2

Formwork girder - allows for formwork operations on edges that protrude beyond the outline of the wall.



APPLICATION	Used to secure edges of the working area.
ASSEMBLY	The components of the formwork girder should be assembled on buildings supporting structure. If the construction is made of reinforced concrete it is allowed to assemble with chemical ancor or threaded bolt.
WEIGHT	14,2 kg
PRODUCT NUMBER	EPS-USZ

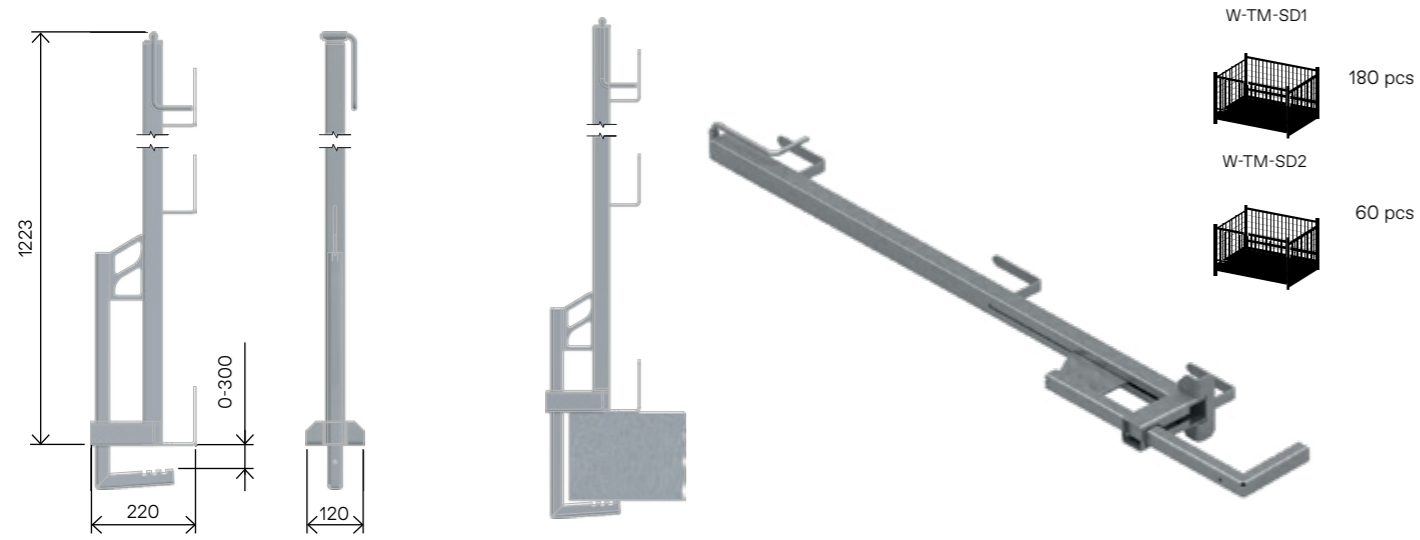
Facade holder has a simple design that facilitates assembly to steel and concrete structures. The holder allows to move the barrier away from the assembly area up to 350 mm.



APPLICATION	The holder was designed to be assembled on steel and reinforced concrete structures.
ASSEMBLY	The holder can be assembled on vertical surfaces, under ledges, to such steel beams as I-beams or channels.
WEIGHT	3,9 kg
PRODUCT NUMBER	EPS-USP

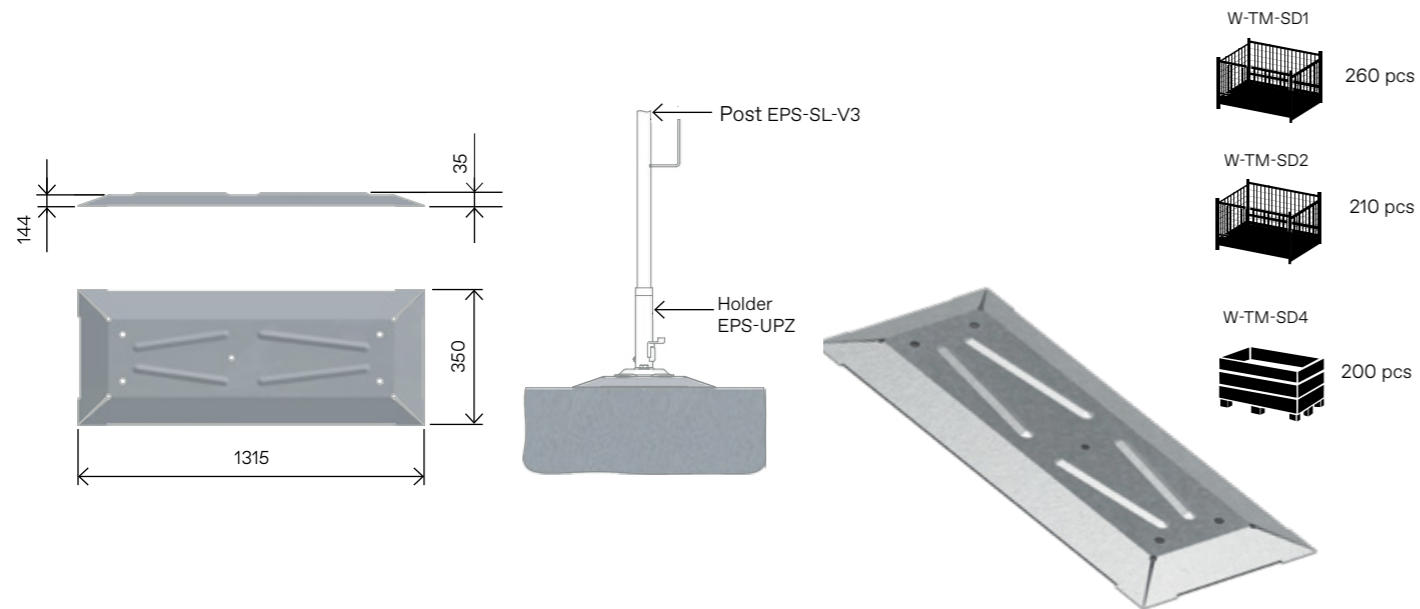
EPS System

Bracket clamp with post - thanks to the integrated construction it ensures better stability of the railing and reduces the time required for assembly. The bracket clamping is realised with the formwork tie ensuring fast regulation and secure assembly.



APPLICATION	This post can replace two system elements, being a horizontal surface holder and system post in te same time.
ASSEMBLY	Loose the clamp by twisting the knob until you receive the required holder opening. Put the holder on the surface where it is to be assembled. Clamp the holder using the knob.
WEIGHT	7,2 kg
PRODUCT NUMBER	EPS-UUS

Steel foot - a base for the horizontal screw-fastened holder EPS-UPZ.

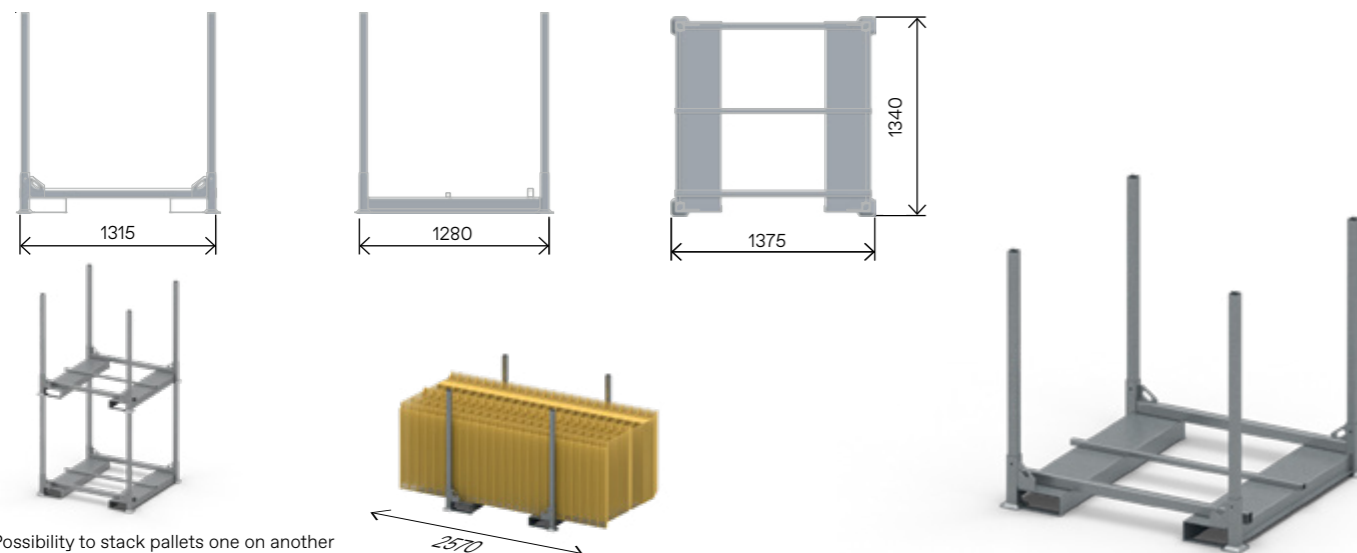


APPLICATION	A foot with standard EPS components, i.e. horizontal holder EPS-UPZ and mesh panels, can be used to fence the construction site. These feet cannot be used as edge protection.
ASSEMBLY	Fasten the horizontal holder EPS-UPZ to the foot with M12x40 screws with nuts and pads. The foot with attached holder should be placed in the area that is supposed to be fenced.
WEIGHT	4,8 kg
PRODUCT NUMBER	EPS-PU

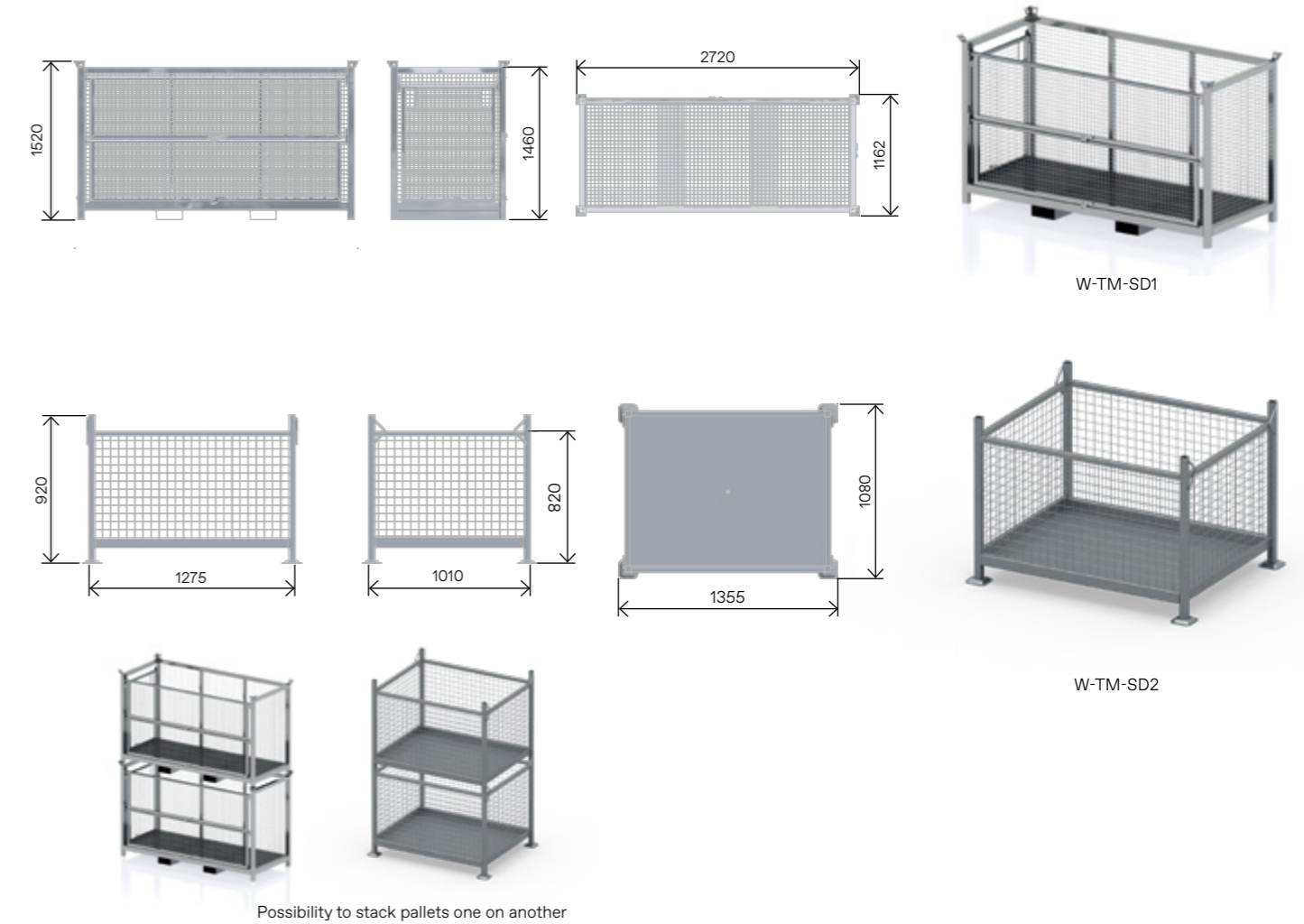


PRODUCT NUMBER	W-TM-SD1	W-TM-SD2	W-TM-SD4
WEIGHT	253 kg (total weight 1550 kg)	60 kg (total weight 1060 kg)	83 kg (total weight 1085 kg)
BASKET CAPACITY (pcs)			
EPS-D	180	-	-
EPS-R500	760	500	500
EPS-R700	480	350	350
EPS-R1050	270	190	190
EPS-R1750	160	-	-
EPS-SL-V3	340	270	50
EPS-PRS-V2	900	320	220
EPS-PRS190-V2	1050	384	220
EPS-UPZ-V2	1000	369	250
EPS-UPN-V2	800	288	190
EPS-UDZ-V2	380	172	110
EPS-UG-V2	450	192	130
EPS-UZT-V2	710	320	220
EPS-UUN-L800-V2	150	52	30
EPS-UUN-V4	180	96	60
EPS-UZH-V2	4500	1360	930
EPS-UZV-V2	4500	1440	980
EPS-UW-V3	450	153	100
EPS-UDS	5000	1600	1050
EPS-UPR	670	304	200
EPS-US	5000	1600	1050
EPS-US-2	1500	400	280
EPS-USZ	90	70	50
EPS-USP	320	108	60
EPS-UUS	180	60	-
EPS-PU	260	210	200
PRODUCT NUMBER	W-TM-SD3		
WEIGHT	76 kg (total weight 1676 kg)		
BASKET CAPACITY (pcs)			
EPS-PAN-ECO3	100		
EPS-PAN-I	100		
EPS-D	230		
EPS-R-1750	165		

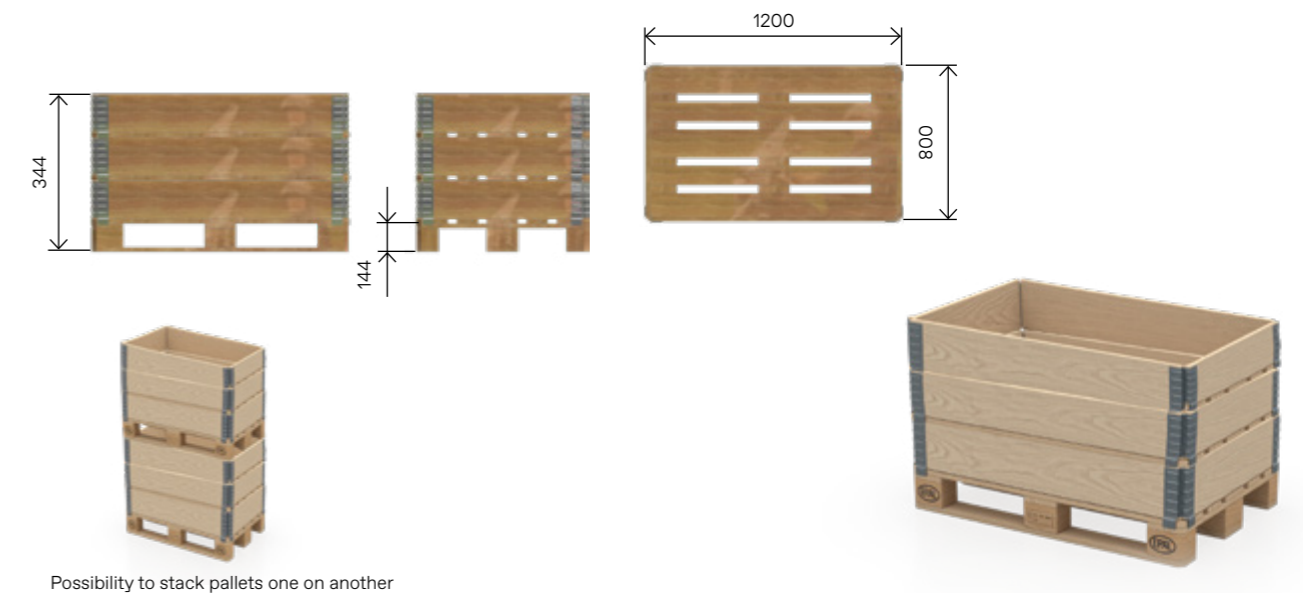
Transport basket W-TM-SD3 - designed to store mesh panels, planks and EPS-R1750 holder.



Transport baskets W-TM-SD1, W-TM-SD2 - are equipped with upper grips in the corners (for crane transport, stacking) and at the bottom (transport with forklifts). The baskets are used to transport small EPS components, and are equipped with reinforced mesh walls. Designed according to the guideline for hoists.



Wooden box pallet W-TM-SD4 - a low cost possibility to store system elements. The pallet can be stacked. The most recommended option is with three cover plates.



Our realisations



The combination of Swedish technology and Polish entrepreneurship has allowed us to specialise in the design and production of solutions for the industrial and construction sectors.

POLAND

TLC Sp. z o.o.

+48 505 140 140
info@tlc.eu
tlc.eu

SWEDEN

Inter TLC AB

+46 70 525 99 18
info@intertlc.se
intertlc.se

GERMANY

Inter TLC GmbH

+49 5147 709 00 72
info@intertlc.de
intertlc.de

FRANCE

Inter TLC SAS

+33 (0) 744 944 644
info@intertlc.fr
intertlc.fr

We started in 2005 as a small company and today we are a group of companies with projects all over the world. The thousands of projects we have completed confirm that we are a trusted business partner. Our key customers include leading companies in the construction and industrial sectors.

We are committed to green solutions and sustainability in our operations.

Visit our website:
TLC.EU

