

Manufacturer of protection systems for construction sites

Temporary stairs, platforms, fences and barriers





We are Swedish-Polish group specialising in the design and production of solutions for the industrial and construction sectors.

We are able to predict the challenges in the next stages of construction and industrial project.

Keep calm due to our experience.

20 000+ m² of production space in three automated facilities

2005 the year we started

15 branches throughout Europe

50+ countries where our projects are located

Manufacturer, TLC Sp. z o.o., holds Environmental Product Declaration in acc. with ISO 14025:2006 and EN 15804:2012+A2:2019/AC:2021 for industrial communication systems including stairs, railings and fencings.



TLC's production plant has implemented Factory Production Control according to EN 1090-1 and welding quality system according to PN-EN ISO 3834-2, both certified by TUV SUD Polska.

TLC's production plant has been certified with the Integrated Management System of Quality, Environment and OHS (ISO 9001/ ISO 14001/ ISO 45001) issued by Bureau Veritas Certification.



The information contained in this advertising material is provided for informational purposes only.

The product specification should be checked against the technical documentation provided by the manufacturer.



| | |
|---------------------------------|---------|
| TLC | 2 |
| Mobilt temporary mesh fences | 4 - 5 |
| Smart temporary hoarding fences | 6 - 7 |
| City security barriers | 8 - 9 |
| TUP unloading platform | 10 - 11 |
| TAS temporary stairs | 12 - 13 |
| TAS temporary staircases | 14 - 15 |
| SST temporary spiral staircase | 16 - 17 |
| EPS edge protection system | 18 - 19 |
| Stairs for containers | 20 - 21 |
| Our potential | 22 - 23 |

Mobilt

temporary
mesh fences

The Mobilt system consists of galvanized mesh panels, an accessories system and stabilizing feet.

It is utilized in areas undergoing construction or roadwork, where hoarding fences are unnecessary.



easy assembly
and disassembly



solid and durable
construction



a wide range of fence
types and accessories



great protection
of construction sites



anti-corrosion by
galvanization



check out the full range
of our Mobilt fences



Mobilt

Mobilt S

Mobilt CB

Mobilt PRO



Mobilt HDG-3

Mobilt RC

Mobilt RC CB

Mobilt RC-CBS



Mobilt Anti-Climb

Mobilt RC-S Anit-Climb

Mobilt H-RC

Mobilt H

Additional reinforcement



Round corner RC

Horizontal pipe S

Corner
reinforcement CB

Hook

Eye


| Panel type | Index | Dimensions [mm] | Weight [kg] | Additional Reinforcement | Mesh eye [mm] | Wire diameter [mm] |
|------------------------|-------------|-----------------|-------------|---|---------------|--------------------|
| Mobilt | OT-MOB-M1 | 3430 × 2000 | 12 | no | 120 × 250 | 3,0 |
| Mobilt S | OT-MOB-M2 | 3430 × 2000 | 14,1 | additional horizontal pipe | 120 × 250 | 3,0 |
| Mobilt CB | OT-MOB-M3 | 3430 × 2000 | 12,3 | corner reinforcement | 120 × 250 | 3,0 |
| Mobilt PRO | OT-MOB-P1 | 3430 × 2000 | 15,2 | no | 120 × 250 | 3,0 × 4,0 |
| Mobilt HDG-3 | OT-MOB-HDG1 | 3430 × 2000 | 15,7 | no | 120 × 250 | 3,0 |
| Mobilt RC | OT-MOB-RC1 | 3430 × 2000 | 13 | no | 120 × 250 | 3,0 |
| Mobilt RC-CB | OT-MOB-RC3 | 3430 × 2000 | 13,1 | corner reinforcement | 120 × 250 | 3,0 |
| Mobilt RC-CBS | OT-MOB-RC4 | 3430 × 2000 | 15,2 | corner reinforcement, additional horizontal pipe | 120 × 250 | 3,0 |
| Mobilt Anti-Climb | OT-MOB-M6 | 3430 × 2000 | 15,8 | no | 40 × 250 | 3,0 |
| Mobilt RC-S Anit-Climb | OT-MOB-RC8 | 3430 × 2000 | 20 | additional horizontal pipe | 40 × 250 | 3,0 |
| Mobilt H-RC | OT-MOB-H2 | 3430 × 1200 | 9,4 | no | 120 × 250 | 3,0 |
| MOBILT H | OT-MOB-H1 | 3430 × 1200 | 8,6 | no | 120 × 250 | 3,0 |

Smart

temporary
hoarding fences

The Smart system is recommended for fencing construction sites and industrial areas.

The system panels consist of a solid, zinc-coated steel frame filled with T18 trapezoidal sheet metal, which can be additionally covered with a layer of varnish.



Smart Light galvanized panel



Smart RAL-painted panel

| | Galvanized panel | | Painted panel | |
|--------------------|---|---|---|---|
| | Smart | Smart Light | Smart | Smart Light |
| Panel type | Smart | Smart Light | Smart | Smart Light |
| Weight [kg] | 35,5 | 31,5 | 38 | 34 |
| Dimensions [mm] | 2825 × 2080 | 2825 × 2080 | 2825 × 2080 | 2825 × 2080 |
| Frame construction | steel tube 42,4 × 2 mm angle bars 60 × 40 × 2 mm | steel tube 42,4 × 1,5 mm angle bars 60 × 40 × 1,5 mm | steel tube 42,4 × 2 mm angle bars 60 × 40 × 2 mm | steel tube 42,4 × 1,5 mm angle bars 60 × 40 × 1,5 mm |
| Filling | trapezoidal T18 galvanized sheet | trapezoidal T18 galvanized sheet | trapezoidal T18 RAL sheet | trapezoidal T18 RAL sheet |

Accessories

The full range of accessories is available on the website and upon contact with a product sales manager.



easy assembly
and disassembly



solid and durable
construction



a wide range of fence
types and accessories



great protection of
construction sites
in the city center



panels available
in four versions -
Galvanized, Galvanized Light,
RAL, RAL Light



check out the full range
of our Smart fences



PVC foot



Concrete foot



Anti lift device



Steel anchor



Special anchor



Pin



Gate wheel



Hinge standard



Pedestrian gate hinge



Clamp



Smart vehicle gate



Smart pedestrian gate



P-1 support



P-2 support

City

security barriers

City portable barriers are designed for temporary fencing of areas during sporting events and concerts. They are used to fence off routes and temporary communication routes.



easy assembly and disassembly



excellent for delineating communication pathways



no additional loads required for installation

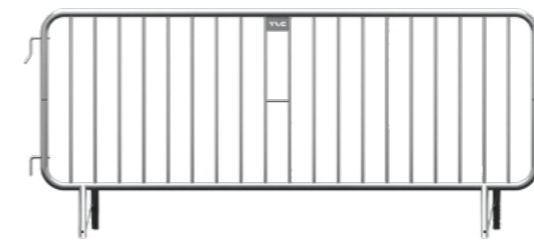


available in standard and light versions

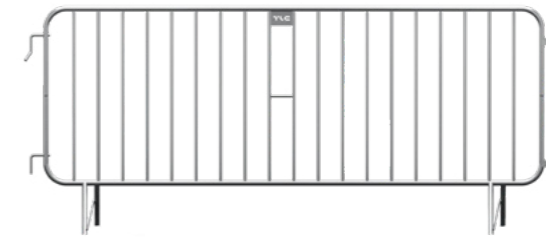


check out the full range of our City barriers

City Standard



City Light



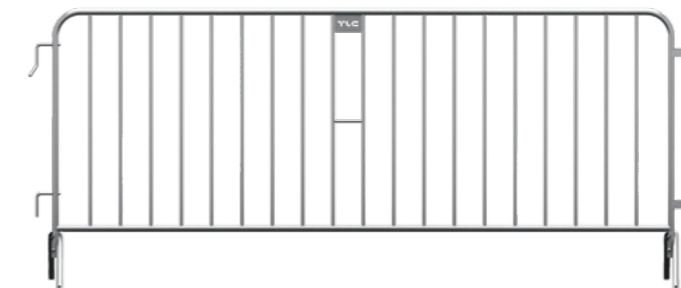
Standard feet

| Barrier type | Index | Dimensions [mm] | Additional Reinforcement | Design [mm] | Filling [mm] | Weight [kg] |
|---------------|----------|-----------------|--------------------------|--------------------|--------------|-------------|
| City Standard | P-OT-CSG | 2600 × 1100 | hot-dip galvanizing | steel tubes 38×1,5 | pipes 16 | 20 |
| City Light | P-OT-CLG | 2600 × 1100 | hot-dip galvanizing | steel tubes 25×1,5 | pipes 14 | 13 |

City Standard W



Exchangeable flat feet



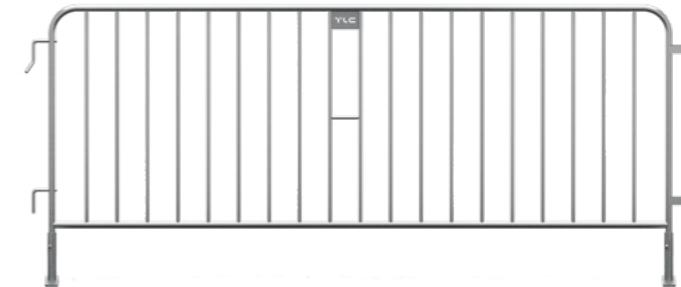
Exchangeable V-feet

| Barrier type | Index | Dimensions [mm] | Additional Reinforcement | Design [mm] | Filling [mm] | Weight [kg] |
|-----------------|----------|-----------------|--------------------------|--------------------|--------------|-------------|
| City Standard W | P-OT-CSW | 2600 × 1100 | hot-dip galvanizing | steel tubes 38×1,5 | pipes 16 | 19,4 |

City Light W



Exchangeable flat feet



Exchangeable V-feet

| Barrier type | Index | Dimensions [mm] | Additional Reinforcement | Design [mm] | Filling [mm] | Weight [kg] |
|--------------|----------|-----------------|--------------------------|--------------------|--------------|-------------|
| City Light W | P-OT-CLW | 2600 × 1100 | hot-dip galvanizing | steel tubes 25×1,5 | pipes 14 | 12,9 |

City ECO Light



Standard feet

| Barrier type | Index | Dimensions [mm] | Additional Reinforcement | Design [mm] | Filling [mm] | Weight [kg] |
|----------------|--------------|-----------------|--------------------------|------------------|--------------|-------------|
| City ECO Light | P-OT-CGR-2,3 | 2260 × 1125 | galvanized steel | steel tubes 28×1 | pipes 14 | 9,5 |

TUP

unloading platform

The TUP unloading platform is designed to enhance safety and streamline the transportation of materials to various floors within a building.

Equipped with special handles for lifting and for securing safety harnesses, the platform ensures secure handling. The ability to assemble and disassemble individual components significantly enhances the platform's mobility while reducing transportation costs.



allowed platform workload: 4000 kg



compliance with the standard: PN-EN 12811



mobility - easy assembly, disassembly, and low transport costs



3 available widths: 1.25 m, 1.5 m, 2.2 m



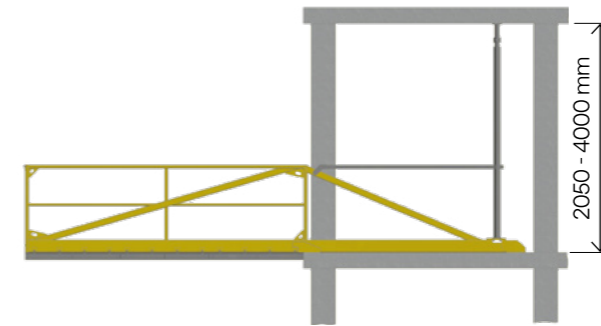
anti-corrosive protection through hot-dip galvanization and powder painting



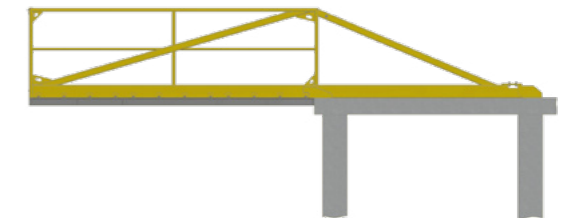
enables fast transport and unloading of materials

Available assembly methods:

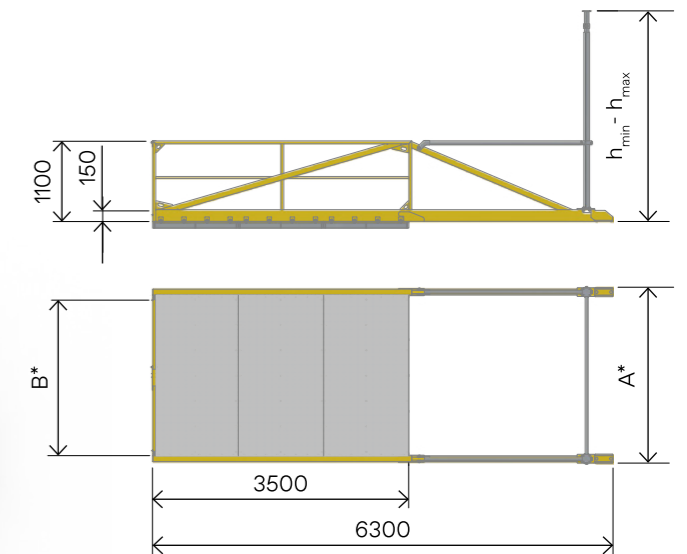
Between building tiers



By anchoring to the slab



Dimensions of the platform, unloading surface and supports:



Platform frame with filling (possibility of surprinting advert)

*A and B widths for particular variants available in the table below

$h_{min} = 2800mm$, $h_{max} = 4000mm$ with support Peri PEP Ergo D-400.

| Article no. | TUP-1.25 | TUP-1.5 | TUP-2.2 |
|--------------------------|---|---|--|
| Weight [kg] | 751 without supports 814 with supports | 810 without supports 863 with supports | 960 without supports 1013 with supports |
| Platform width [A] | 1456 | 1706 | 2403 |
| Unloading area width [B] | 1250 | 1500 | 2200 |
| Intended use | the platform functions as a finished solution ensuring proper unloading area for materials transported using cranes and other lifting equipment | | |
| Materials | S235/S355 steel, aluminum | S235/S355 steel, aluminum | S235/S355 steel, aluminum |

TAS

temporary stairs

The TAS system is a multifunctional structure that can be quickly and easily configured to meet various needs, serving as:

- temporary stairs for overcoming both small and significant level differences of various inclines
- temporary gangways
- step-over platforms for navigating small obstacles
- scaffolding stairs - TAS stairs equipped with special clamps enable assembly on scaffold systems



ability to create many configurations - stairs, gangways, step-over platforms etc.



compliance with the standard PN-EN 12811



anti-slip steps available in two widths: 700 and 1000 mm

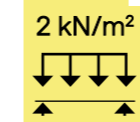


easy assembly and disassembly

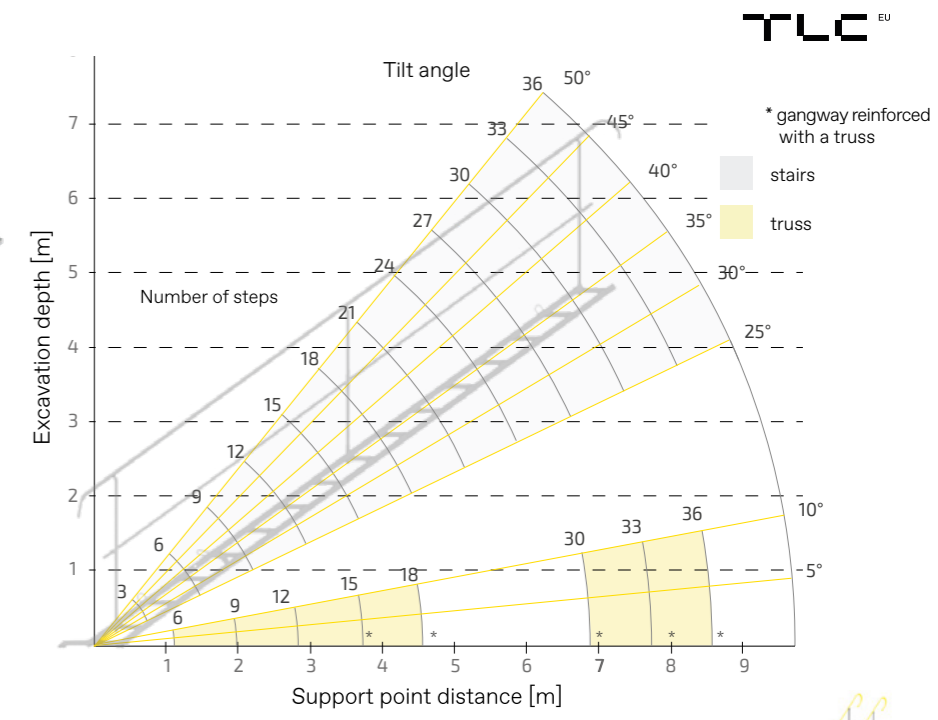
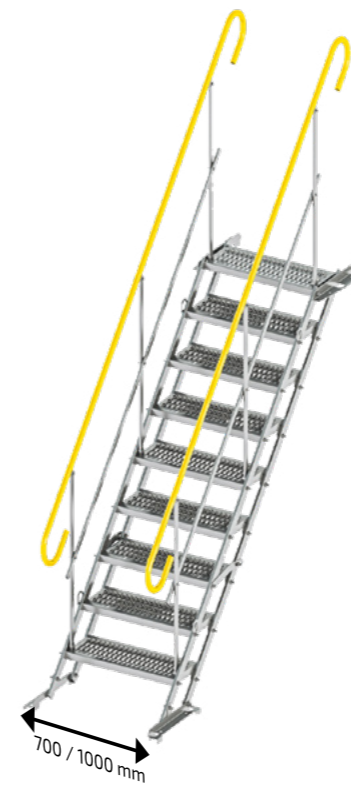


check out the full range of our TAS stairs

Distributed load



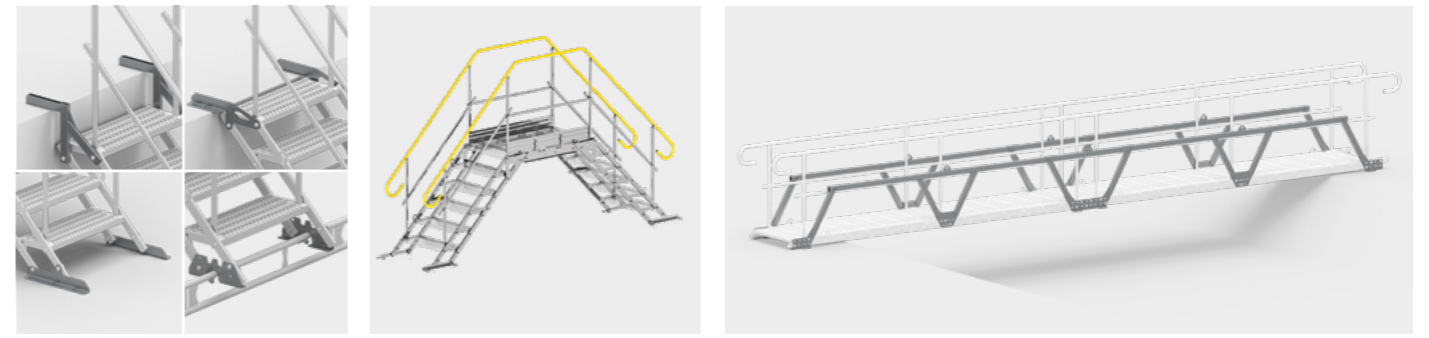
Point of load



| Number of steps | 3 | | 6 | | 9 | | 12 | | 15 | | 18 | |
|--------------------------------------|---------|------|---------|------|---------|------|---------|------|------------------------------|------|------------------------------|------|
| Width [m] | 700 | 1000 | 700 | 1000 | 700 | 1000 | 700 | 1000 | 700 | 1000 | 700 | 1000 |
| Height [m] | 0 - 0,6 | | 0 - 1,2 | | 0 - 1,8 | | 0 - 2,4 | | 1,6 - 3,0 | | 2,1 - 3,6 | |
| Weight [kg]* | 47 | 56 | 74 | 93 | 105 | 134 | 133 | 171 | 162 | 208 | 192 | 248 |
| Flight length [m] | 0,8 | | 1,61 | | 2,24 | | 3,23 | | 4,05 | | 4,86 | |
| Length of stairs with guardrails [m] | 1,4 | | 2,2 | | 3 | | 3,8 | | 4,6 | | 5,4 | |
| Max. number of users on the stairs | 1 | | 1 | | 2 | | 2 | | 2 | | 3 | |
| Possibility to use as a gangway | no | | yes | | yes | | yes | | yes (when used with a truss) | | yes (when used with a truss) | |
| Trench width [m] | - | | 1,17 | | 1,98 | | 2,78 | | 3,60 | | 4,40 | |

The table above shows the basic parameters of the available modules
* weight includes stairs and two guardrails

Additional elements



Accessories Step-over platform Gangway and truss

TAS

temporary staircases

Our staircases feature a modular design, offering remarkable flexibility in achieving various heights and descent directions.

The system comprises two modules: LOWER and STANDARD, along with temporary stairs.

The STANDARD module always includes a set of 12-step stairs, whereas the LOWER module allows for the selection of the appropriate number of steps based on the desired module height.



↑ 9,9 m

max. height 9,9 m
(4 modules)



compliance with
the standard
PN-EN 12811



anti-slip steps



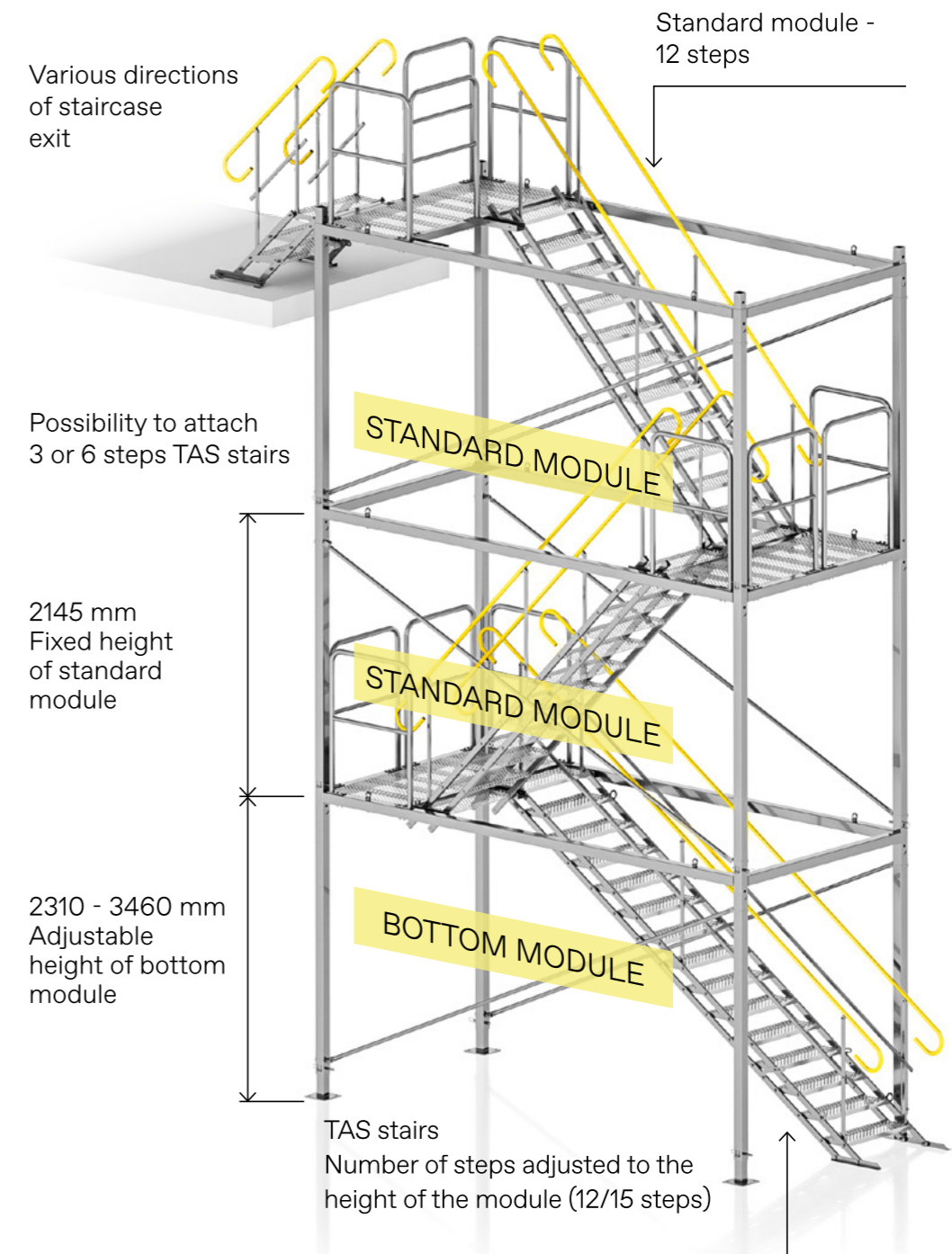
easy assembly
and disassembly



check out the full range
of our TAS staircases

The TAS staircase descent is designed to eliminate level differences and distances between the staircase and the desired level.

The staircase features height adjustment with 7 positions (every 195 mm). To eliminate level differences and distances between the staircase and the desired level extra TAS stairs (3 or 6 steps) can be attached to the staircase exit using special adapter. By utilizing extra TAS stairs, we gain the ability to smoothly adjust the exit level.



SST

temporary spiral staircase

Stairs are used on construction sites to facilitate communication between different levels.

The system comprises a base frame, intermediate module, exit step, or exit landing.


The construction is protected by hot-dip galvanization and is designed according to PN EN 12811 standard.



modular construction allowing the product customization for your needs



Possibility of compilation up to 8 modules (18440 mm)



usable widths of stairs and landings – 730 mm



assembly based on screw connections

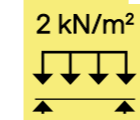


anchoring stairs to the structure using stabilizing consoles



compliance with the standard PN-EN 12811

Acceptable load unfolded



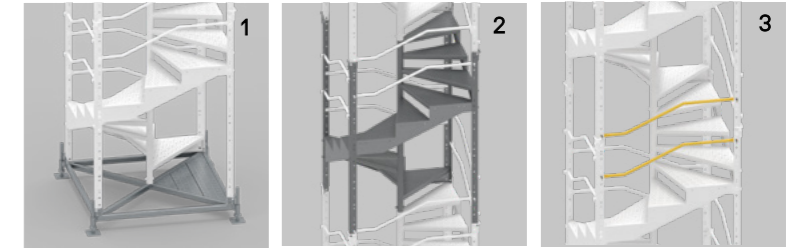
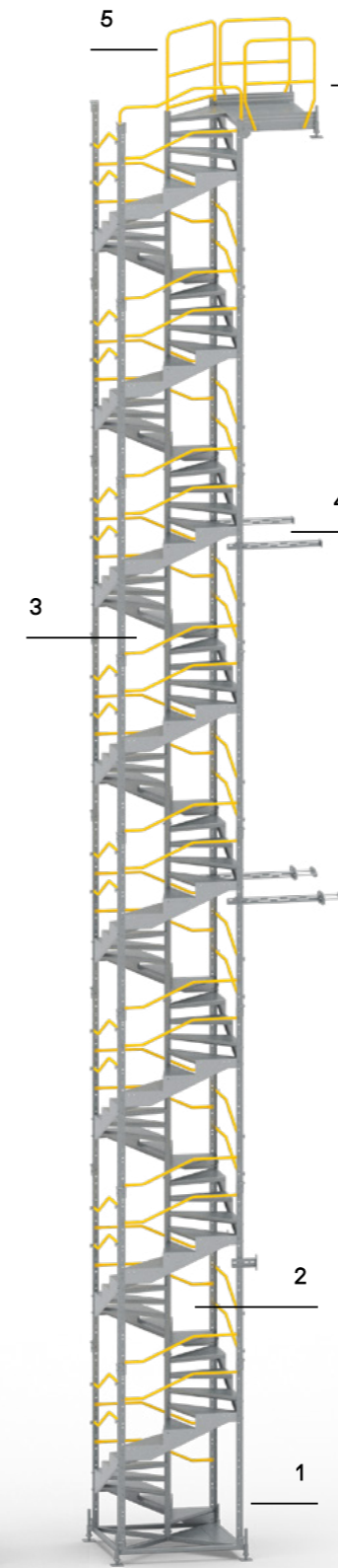
Acceptable load focused



1 MODULE
2480 mm (min H)



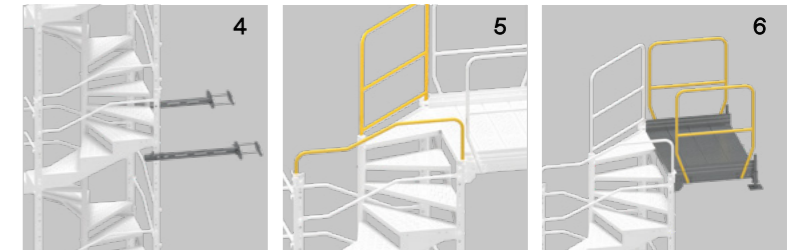
8 MODULES
18440 mm (max H)



Base frame

Intermediate module (H 2280 mm)

Barrier




Stabilising consoles

Top module barrier

Exit landing

OPTIONAL SOLUTIONS



Exit step

Alternative options for mounting a exit step



Optional toe board

Optional assembly of another exit platforms



Additional level adjustment options for stair exit using TAS steps. Mounting of a platform without slab support with the possibility of lateral exit

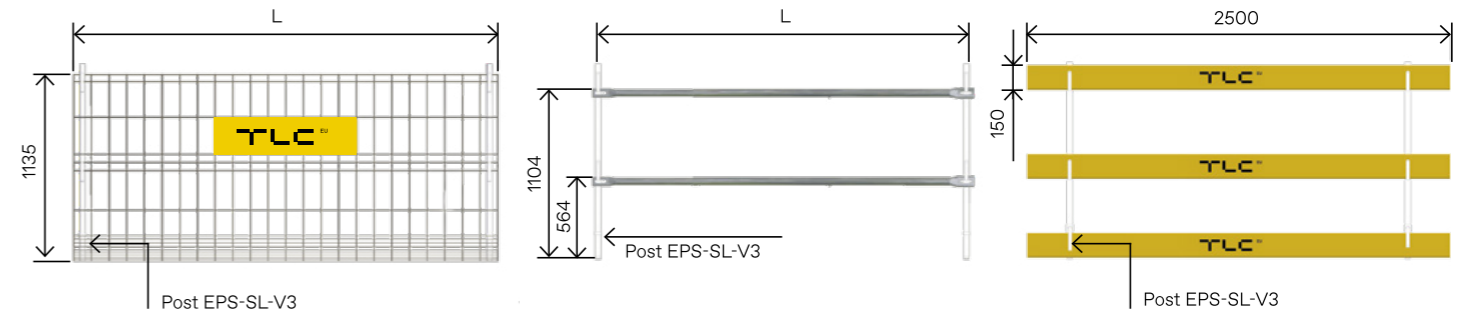
| Module | 1 | 2 | 3 | 4 | 5 | 6 | 7 | 8 |
|-------------|------|------|------|------|-------|-------|-------|-------|
| Height [mm] | 2480 | 4760 | 7040 | 9320 | 11600 | 13880 | 16160 | 18440 |
| Width [mm] | 1600 | 1600 | 1600 | 1600 | 1600 | 1600 | 1600 | 1600 |
| Weight [kg] | 307 | 534 | 761 | 987 | 1214 | 1441 | 1667 | 1894 |

EPS

edge protection system

Our Edge Protection System is a contemporary fall protection system meticulously crafted to safeguard building and construction edges, technological openings (such as elevators), roof edges, passageways, and other areas prone to height-related risks.

The acronym EPS originates from Edge Protection System, encompassing a comprehensive array of safety solutions.



| | | |
|--------------------|-------------|----------------|
| Version [mm] | 2500 | 1250 |
| Weight [kg] | 12,4 | 6,2 |
| Wire diameter [mm] | 6 | 6 |
| Index | EPS-PAN-ECO | EPS-PAN-ECO3-H |

| | | | | |
|--------------|----------|----------|-----------|-----------|
| Version [mm] | 500 | 700 | 1050 | 1750 |
| Weight [kg] | 1,9 | 2,8 | 5,3 | 8,9 |
| Range [mm] | 500-700 | 700-1050 | 1050-1750 | 1750-3000 |
| Index | EPS-R500 | EPS-R700 | EPS-R1050 | EPS-R1750 |

| | |
|----------------------|-------|
| Weight [kg] | 6,5 |
| Plank thickness [mm] | 32 |
| Index | EPS-D |

The full range of accessories is available on the website and upon contact with a product sales manager.



one pole compatible with all holders

wide range accessories

compliance with the standard PN EN 13374:2013

galvanized and painted powder coated panel

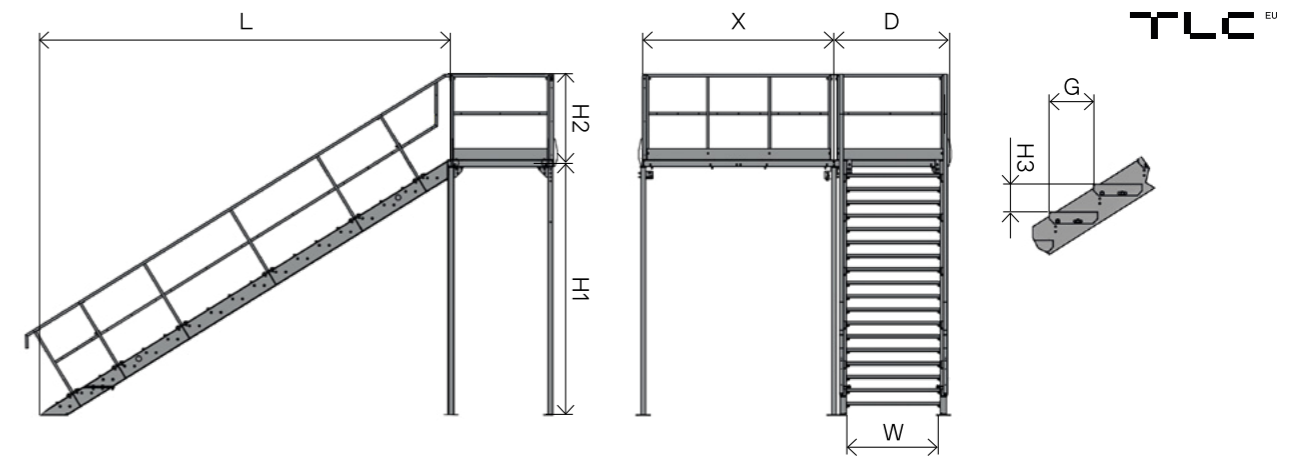
available lengths mesh panels: 1250, 2500 mm

check out the full range of our EPS system

Stairs for containers

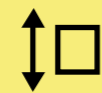
Our stairs for containers are versatile, suitable for various types of construction containers, whether utilized for social areas, offices, warehouses, or shipping containers. Their lightweight and modular design ensures quick and easy installation.

Our stairs are designed in accordance with EN ISO 14122-3 and EN 12811-1.

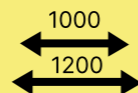


TLC^{EU}

| | Container height [mm] | L [mm] | H [mm] | W [mm] | D [mm] | H2 [mm] | X [mm] | G [mm] | H3 [mm] | Number of steps |
|-------------------------|-----------------------|--------|--------|--------------------|--------------------|---------|--------------------|--------|---------|-----------------|
| Steel stairs 2 kN | 2960 | 4594 | 3060 | 1000 or 1250 | 1100 or 1250 | 1100 | 2440 or 3000 | 270 | 179 | 17 |
| | 2800 | 4324 | 2888 | | | | | | | 16 |
| | 2590 | 4037 | 2702 | | | | | | | 15 |
| Steel stairs 5 kN | 3100 | 5095 | 3265 | 1200 | 1440 | 1100 | 2440 | 280,4 | 171,8 | 19 |
| | 2960 | 4974 | 3060 | | | | | | | 18 |
| | 2800 | 4712 | 2900 | | | | | | | 17 |
| Aluminum stairs 2 kN | 2960 | 4488 | 3055 | 1000 or 1200 | 1100 or 1300 | 1100 | 2440 or 3000 | 263 | 179,5 | 17 |
| | 2800 | 4245 | 2889 | | | | | | | 16 |
| | 2590 | 3953 | 2690 | | | | | | | 15 |



stairs adapted to container heights: 2960, 2800, 2590 mm



available widths: 1000, 1200 mm



compliance with standards PN-EN ISO 14122-3, PN-EN 12811



many configurations of steel and aluminum stairs



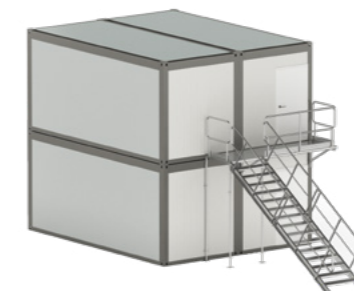
2kN, 5kN (steel stairs)
2kN (aluminum stairs)



check out the full range of our container stairs



Variant 1



Variant 2



Variant 3



Variants 4, 4A, 6



Variant 5



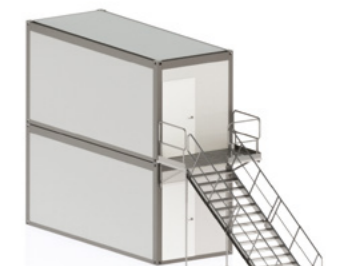
Variant 5A



Variant 5B



Variant 7



Variant 8



Variant 9




Variant 10



Variant 12



Variant 13



Selected machines:

- Welding robots - MAG welding
- Lasers - cutting profiles, pipes and sheets
- Technological lines for galvanizing and for powder coating
- Plasma - sheets cutting
- CNC pipe bender
- CNC press brake
- Automatic Multi-spot welder for openwork



We care for life:

The above points are only a small percentage of all pro-ecological activities that have been successfully implemented **since 2018**. They result in real benefits such as:

- Competitive prices of manufactured products - **over 50% of the energy comes from the sun**
- Reduced CO2 emissions
- Reduced energy costs
- Minimized amounts of harmful waste



replacement of 100%
of the car fleet by electric
and hybrid



power from
photovoltaic panels



automatic light
system, heat
pump system



electronic circulation
of invoices



gadgets and marketing
materials made
of recycled plastics

The combination of Swedish technology and Polish entrepreneurship has allowed us to specialise in the design and production of solutions for the industrial and construction sectors.

POLAND

TLC Sp. z o.o.

+48 505 140 140
info@tlc.eu
tlc.eu

SWEDEN

Inter TLC AB

+46 70 525 99 18
info@intertlc.se
intertlc.se

GERMANY

Inter TLC GmbH

+49 5147 709 00 72
info@intertlc.de
intertlc.de

FRANCE

Inter TLC SAS

+33 (0) 744 944 644
info@intertlc.fr
intertlc.fr

We started in 2005 as a small company and today we are a group of companies with projects all over the world. The thousands of projects we have completed confirm that we are a trusted business partner. Our key customers include leading companies in the construction and industrial sectors.

We are committed to green solutions and sustainability in our operations.

Visit our website:
TLC.EU

