

Temporary fences and barriers





We are Swedish-Polish group specialising in the design and production of solutions for the industrial and construction sectors.

We are able to predict the challenges in the next stages of construction and industrial project.

Keep calm due to our experience.

20 000+ m² of production space in three automated facilities

2005 the year we started

15 branches throughout Europe

50+ countries where our projects are located

Manufacturer, TLC Sp. z o.o., holds Environmental Product Declaration in acc. with ISO 14025:2006 and EN 15804:2012+A2:2019/AC:2021 for industrial communication systems including stairs, railings and fencings.

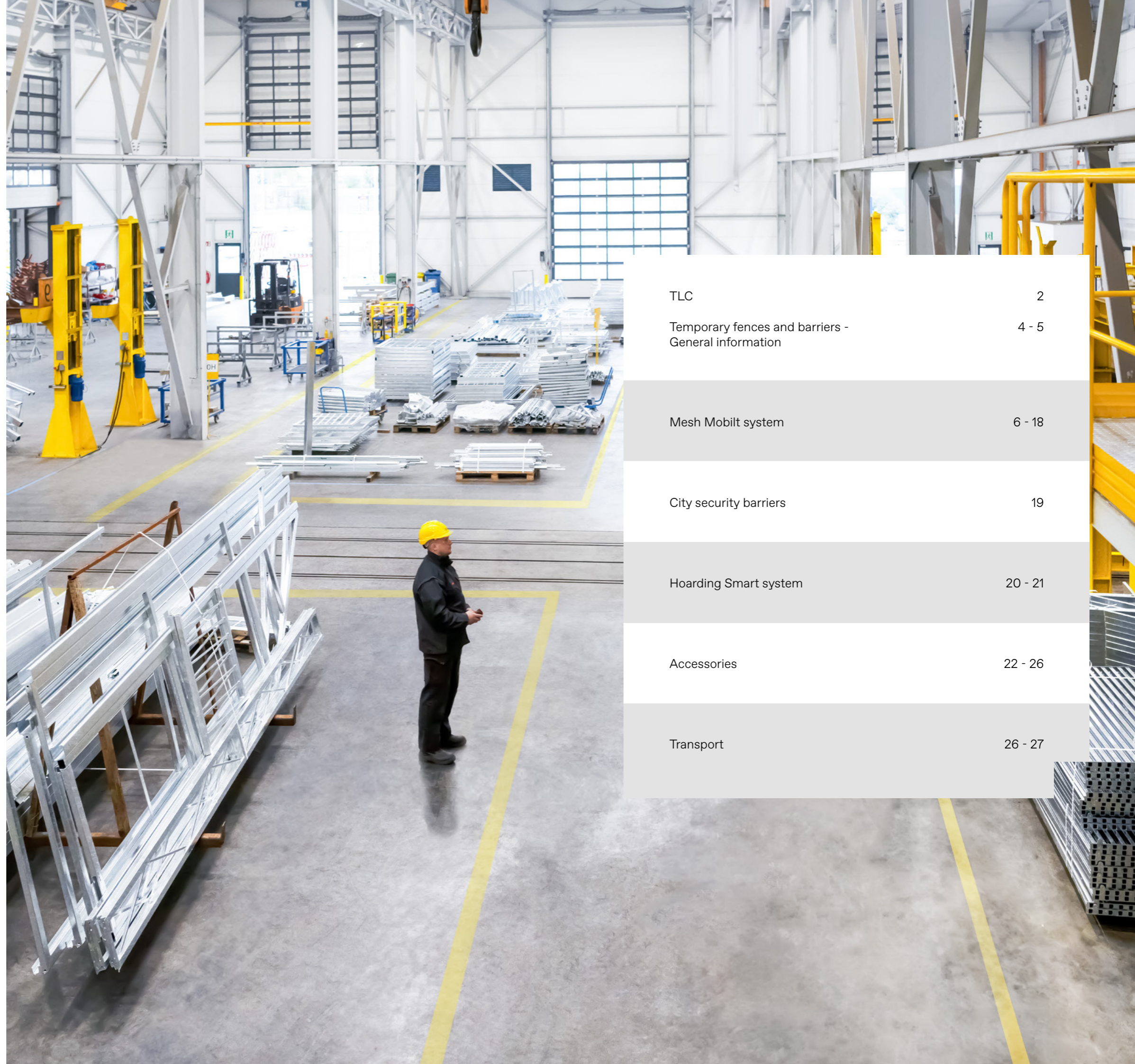


Manufacturer, TLC Sp. z o.o., holds TÜV SÜD Polska certificate no. 2527 according to EN 1090-1 and PN-EN ISO 3834-2 certificate issued by TÜV SÜD Polska.

TLC's Production Plant has been certified with the Integrated Management System of Quality, Environment and OHS (ISO 9001/ ISO 14001/ ISO 45001) issued by Bureau Veritas Certification.



The information contained in this advertising material is provided for informational purposes only. The product specification should be checked against the technical documentation provided by the manufacturer.



TLC	2
Temporary fences and barriers - General information	4 - 5
Mesh Mobilt system	6 - 18
City security barriers	19
Hoarding Smart system	20 - 21
Accessories	22 - 26
Transport	26 - 27

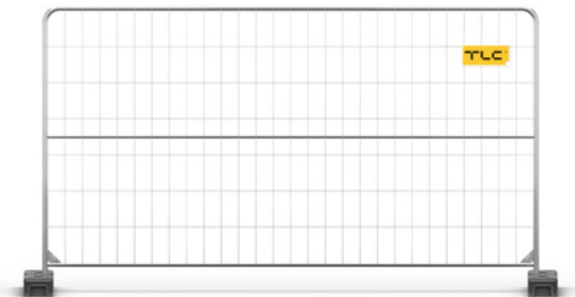
Temporary fences and barriers

General information

TLC temporary fences are fully mobile and easy to transport thanks to their light construction. A wide range of additional accessories ensure fast and easy assembly and disassembly even in difficult construction site conditions.

Mesh MOBILT system

- Lightweight construction allowing quick repositioning and easy assembly
- Commonly used in areas exposed to strong wind blasts
- Possibility of tarpaulin / screen installation



Hoarding SMART system

- Effectively protects against noise and dust
- Tightly fences construction sites
- Resistant to wind
- Available in selected RAL colors




CITY security barriers

- Commonly used to determine temporary communication routes and secure mass events
- Durable, lightweight and safe construction
- Possibility to put on your logo and reflex reflector




Mobilt




Panel type	Index	Dimensions [mm]	Additional Reinforcement	Mesh eye [mm]	Vertical pipes [mm]	Horizontal pipes [mm]	Wire Ø [mm] Vert/Horiz	Weight [kg]
MOBILT	OT-MOB-M1	3430x2000	no	120x250	38x1	25x1	3,0	12

Mobilt PRO




Panel type	Index	Dimensions [mm]	Additional Reinforcement	Mesh eye [mm]	Vertical pipes [mm]	Horizontal pipes [mm]	Wire Ø [mm] Vert/Horiz	Weight [kg]
MOBILT PRO	OT-MOB-P1	3434x2000	no	120x250	40x1,2	30x1,2	3,0 x 4,0	15,2

Mobilt S




Additional horizontal pipe S




Panel type	Index	Dimensions [mm]	Additional Reinforcement	Mesh eye [mm]	Vertical pipes [mm]	Horizontal pipes [mm]	Wire Ø [mm] Vert/Horiz	Weight [kg]
MOBILT S	OT-MOB-M2	3430x2000	additional horizontal pipe	120x250	38x1	25x1	3,0	14,1

Mobilt PRO-S




Additional horizontal pipe S




Panel type	Index	Dimensions [mm]	Additional Reinforcement	Mesh eye [mm]	Vertical pipes [mm]	Horizontal pipes [mm]	Wire Ø [mm] Vert/Horiz	Weight [kg]
MOBILT PRO-S	OT-MOB-P2	3434x2000	additional horizontal pipe	120x250	40x1,2	30x1,2	4x3	18

Mobilt CB




Corner reinforcement CB




Panel type	Index	Dimensions [mm]	Additional Reinforcement	Mesh eye [mm]	Vertical pipes [mm]	Horizontal pipes [mm]	Wire Ø [mm] Vert/Horiz	Weight [kg]
MOBILT CB	OT-MOB-M3	3430x2000	corner reinforcement	120x250	38x1	25x1	3,0	12,3

Mobilt PRO-CB




Corner reinforcement CB





Panel type	Index	Dimensions [mm]	Additional Reinforcement	Mesh eye [mm]	Vertical pipes [mm]	Horizontal pipes [mm]	Wire Ø [mm] Vert/Horiz	Weight [kg]
MOBILT PRO-CB	OT-MOB-P3	3434x2000	corner reinforcement	120x250	40x1,2	30x1,2	4x3	15,4

Mobilt CBS




Additional horizontal pipe S





Corner reinforcement CB

Panel type	Index	Dimensions [mm]	Additional Reinforcement	Mesh eye [mm]	Vertical pipes [mm]	Horizontal pipes [mm]	Wire Ø [mm] Vert/Horiz	Weight [kg]
MOBILT CBS	OT-MOB-M4	3430×2000	additional horizontal pipe, corner reinforcement	120×250	38×1	25×1	3,0	14,3

Mobilt PRO-CBS




Additional horizontal pipe S



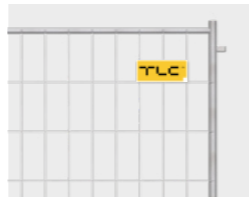

Corner reinforcement CB

Panel type	Index	Dimensions [mm]	Additional Reinforcement	Mesh eye [mm]	Vertical pipes [mm]	Horizontal pipes [mm]	Wire Ø [mm] Vert/Horiz	Weight [kg]
MOBILT PRO-CBS	OT-MOB-P4	3434×2000	additional horizontal pipe, corner reinforcement	120×250	40×1,2	30×1,2	4×3	18,2

Mobilt EH




Hook




Eye

Panel type	Index	Dimensions [mm]	Additional Reinforcement	Mesh eye [mm]	Vertical pipes [mm]	Horizontal pipes [mm]	Wire Ø [mm] Vert/Horiz	Weight [kg]
MOBILT EH	OT-MOB-M5	3520×2000	no	120×250	38×1	25×1	3,0	12,2

Mobilt PRO-EH




Hook




Eye

Panel type	Index	Dimensions [mm]	Additional Reinforcement	Mesh eye [mm]	Vertical pipes [mm]	Horizontal pipes [mm]	Wire Ø [mm] Vert/Horiz	Weight [kg]
MOBILT PRO-EH	OT-MOB-P5	3520×2000	no	120×250	40×1,2	30×1,2	4×3	15,2

Mobilt RC



Round corner RC



Panel type	Index	Dimensions [mm]	Additional Reinforcement	Mesh eye [mm]	Vertical pipes [mm]	Horizontal pipes [mm]	Wire Ø [mm] Vert/Horiz	Weight [kg]
MOBILT RC	OT-MOB-RC1	3430×2000	no	120×250	38×1	25×1	3,0	13

Mobilt RC-CB




Round corner RC



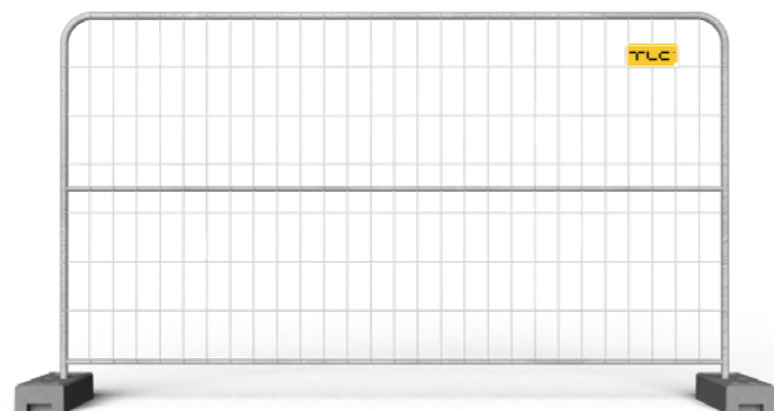
Corner reinforcement CB

Panel type	Index	Dimensions [mm]	Additional Reinforcement	Mesh eye [mm]	Vertical pipes [mm]	Horizontal pipes [mm]	Wire Ø [mm] Vert/Horiz	Weight [kg]
MOBILT RC-CB	OT-MOB-RC3	3430×2000	corner reinforcement	120×250	38×1	25×1	3,0	13,1

Mobilt RC-S



Round corner RC



Additional horizontal pipe S

Panel type	Index	Dimensions [mm]	Additional Reinforcement	Mesh eye [mm]	Vertical pipes [mm]	Horizontal pipes [mm]	Wire Ø [mm] Vert/Horiz	Weight [kg]
MOBILT RC-S	OT-MOB-RC2	3430×2000	additional horizontal pipe	120×250	38×1	25×1	3,0	14,9


Mobilt RC-EH



Hook




Eye



Round corner RC


Panel type	Index	Dimensions [mm]	Additional Reinforcement	Mesh eye [mm]	Vertical pipes [mm]	Horizontal pipes [mm]	Wire Ø [mm] Vert/Horiz	Weight [kg]
MOBILT RC-EH	OT-MOB-RC5	3512×2000	no	120×250	38×1	25×1	3,0	13,2

Mobilt Anti-Climb



Panel type	Index	Dimensions [mm]	Additional Reinforcement	Mesh eye [mm]	Vertical pipes [mm]	Horizontal pipes [mm]	Wire Ø [mm] Vert/Horiz	Weight [kg]
MOBILT Anti-Climb	OT-MOB-M6	3430×2000	no	40×250	38×1	25×1	3,0	15,8


Mobilt RC-CBS



Round corner RC



Additional horizontal pipe S



Corner reinforcement CB

Panel type	Index	Dimensions [mm]	Additional Reinforcement	Mesh eye [mm]	Vertical pipes [mm]	Horizontal pipes [mm]	Wire Ø [mm] Vert/Horiz	Weight [kg]
MOBILT RC-CBS	OT-MOB-RC4	3430×2000	additional horizontal pipe, corner reinforcement	120×250	38×1	25×1	3,0	15,2


Mobilt RC-CB-EH



Hook



Eye




Round corner RC




Corner reinforcement CB

Panel type	Index	Dimensions [mm]	Additional Reinforcement	Mesh eye [mm]	Vertical pipes [mm]	Horizontal pipes [mm]	Wire Ø [mm] Vert/Horiz	Weight [kg]
MOBILT RC-CB-EH	OT-MOB-RC6	3512×2000	corner reinforcement	120×250	38×1	25×1	3,0	13,3

Mobilt RC Anti-Climb




Round corner RC




Panel type	Index	Dimensions [mm]	Additional Reinforcement	Mesh eye [mm]	Vertical pipes [mm]	Horizontal pipes [mm]	Wire Ø [mm] Vert/Horiz	Weight [kg]
MOBILT RC Anti-Climb	OT-MOB-RC7	3430×2000	no	40×250	38×1	25×1	3,0	19,4

Mobilt S Anti-Climb




Additional horizontal pipe S





Panel type	Index	Dimensions [mm]	Additional Reinforcement	Mesh eye [mm]	Vertical pipes [mm]	Horizontal pipes [mm]	Wire Ø [mm] Vert/Horiz	Weight [kg]
MOBILT S Anti-Climb	OT-MOB-M7	3430×2000	additional horizontal pipe	40×250	38×1	25×1	3,0	20,5

Mobilt RC-S Anti-Climb




Round corner RC




Additional horizontal pipe S

Panel type	Index	Dimensions [mm]	Additional Reinforcement	Mesh eye [mm]	Vertical pipes [mm]	Horizontal pipes [mm]	Wire Ø [mm] Vert/Horiz	Weight [kg]
MOBILT RC-S Anti-Climb	OT-MOB-RC8	3430×2000	additional horizontal pipe	40×250	38×1	25×1	3,0	21,5

Mobilt CB Anti-Climb




Renfort d'angle CB





Panel type	Index	Dimensions [mm]	Additional Reinforcement	Mesh eye [mm]	Vertical pipes [mm]	Horizontal pipes [mm]	Wire Ø [mm] Vert/Horiz	Weight [kg]
MOBILT CB Anti-Climb	OT-MOB-M8	3430×2000	corner reinforcement	40×250	38×1	25×1	3,0	18,7

Mobilt RC-CB Anti-Climb




Round corner RC





Corner reinforcement CB

Panel type	Index	Dimensions [mm]	Additional Reinforcement	Mesh eye [mm]	Vertical pipes [mm]	Horizontal pipes [mm]	Wire Ø [mm] Vert/Horiz	Weight [kg]
MOBILT RC-CB Anti-Climb	OT-MOB-RC9	3430×2000	corner reinforcement	40×250	38×1	25×1	3,0	19,5

Mobilt CBS Anti-Climb



Renfort d'angle CB




Additional horizontal pipe S

Panel type	Index	Dimensions [mm]	Additional Reinforcement	Mesh eye [mm]	Vertical pipes [mm]	Horizontal pipes [mm]	Wire Ø [mm] Vert/Horiz	Weight [kg]
MOBILT CBS Anti-Climb	OT-MOB-M9	3430×2000	additional horizontal pipe, corner reinforcement	40×250	38×1	25×1	3,0	20,8


Mobilt RC-CBS Anti-Climb



Round corner RC



Additional horizontal pipe S





Corner reinforcement CB

Panel type	Index	Dimensions [mm]	Additional Reinforcement	Mesh eye [mm]	Vertical pipes [mm]	Horizontal pipes [mm]	Wire Ø [mm] Vert/Horiz	Weight [kg]
MOBILT RC-CBS Anti-Climb	OT-MOB-RC10	3430×2000	additional horizontal pipe, corner reinforcement	40×250	38×1	25×1	3,0	21,6

Mobilt EH Anti-Climb




Hook



Eye


Panel type	Index	Dimensions [mm]	Additional Reinforcement	Mesh eye [mm]	Vertical pipes [mm]	Horizontal pipes [mm]	Wire Ø [mm] Vert/Horiz	Weight [kg]
MOBILT EH Anti-Climb	OT-MOB-M10	3520x2000	no	40x250	38x1	25x1	3,0	18,6

Mobilt H




Panel type	Index	Dimensions [mm]	Additional Reinforcement	Mesh eye [mm]	Vertical pipes [mm]	Horizontal pipes [mm]	Wire Ø [mm] Vert/Horiz	Weight [kg]
MOBILT H	OT-MOB-H1	3430x1150	no	120x250	38x1	25x1	3,0	8,6

Mobilt H-CB




Corner reinforcement CB




Panel type	Index	Dimensions [mm]	Additional Reinforcement	Mesh eye [mm]	Vertical pipes [mm]	Horizontal pipes [mm]	Wire Ø [mm] Vert/Horiz	Weight [kg]
MOBILT H-CB	OT-MOB-H6	3430x1150	corner reinforcement	120x250	38x1	25x1	3,0	8,9

Mobilt H-EH



Hook



Eye

Panel type	Index	Dimensions [mm]	Additional Reinforcement	Mesh eye [mm]	Vertical pipes [mm]	Horizontal pipes [mm]	Wire Ø [mm] Vert/Horiz	Weight [kg]
MOBILT H-EH	OT-MOB-H4	3520x1150	no	120x250	38x1	25x1	3,0	8,7

Mobilt RC-EH Anti-Climb



Hook




Round corner RC




Eye

Panel type	Index	Dimensions [mm]	Additional Reinforcement	Mesh eye [mm]	Vertical pipes [mm]	Horizontal pipes [mm]	Wire Ø [mm] Vert/Horiz	Weight [kg]
MOBILT RC-EH Anti-Climb	OT-MOB-RC11	3512x2000	no	40x250	38x1	25x1	3,0	19,5

Mobilt H-RC




Round corner RC





Panel type	Index	Dimensions [mm]	Additional Reinforcement	Mesh eye [mm]	Vertical pipes [mm]	Horizontal pipes [mm]	Wire Ø [mm] Vert/Horiz	Weight [kg]
MOBILT H-RC	OT-MOB-H2	3430x1120	no	120x250	38x1	25x1	3,0	9,4

Mobilt H-RC-CB




Round corner RC




Corner reinforcement CB

Panel type	Index	Dimensions [mm]	Additional Reinforcement	Mesh eye [mm]	Vertical pipes [mm]	Horizontal pipes [mm]	Wire Ø [mm] Vert/Horiz	Weight [kg]
MOBILT H-RC-CB	OT-MOB-H3	3430x1120	corner reinforcement	120x250	38x1	25x1	3,0	9,5

Mobilt H-RC-EH



Round corner RC




Hook



Eye


Panel type	Index	Dimensions [mm]	Additional Reinforcement	Mesh eye [mm]	Vertical pipes [mm]	Horizontal pipes [mm]	Wire Ø [mm] Vert/Horiz	Weight [kg]
MOBILT H-RC-EH	OT-MOB-H5	3520x1120	no	120x250	38x1	25x1	3,0	9,6

Mobilt HDG-3




Panel type	Index	Dimensions [mm]	Additional Reinforcement	Mesh eye [mm]	Vertical pipes [mm]	Horizontal pipes [mm]	Wire Ø [mm] Vert/Horiz	Weight [kg]
Mobilt HDG-3mm	OT-MOB-HDG1	3430×2000	no	120×250	38×1,5	25×1,5	3,0	15,7

Mobilt HDG-4




Panel type	Index	Dimensions [mm]	Additional Reinforcement	Mesh eye [mm]	Vertical pipes [mm]	Horizontal pipes [mm]	Wire Ø [mm] Vert/Horiz	Weight [kg]
Mobilt HDG-4mm	OT-MOB-HDG3	3430×2000	no	120×250	38×1,5	25×1,5	4,0	18,7

Mobilt HDG-3EH



Panel type	Index	Dimensions [mm]	Additional Reinforcement	Mesh eye [mm]	Vertical pipes [mm]	Horizontal pipes [mm]	Wire Ø [mm] Vert/Horiz	Weight [kg]
Mobilt HDG-3mm EH	OT-MOB-HDG2	3520×2000	no	120×250	38×1,5	25×1,5	3,0	15,8

Mobilt HDG-4EH



Panel type	Index	Dimensions [mm]	Additional Reinforcement	Mesh eye [mm]	Vertical pipes [mm]	Horizontal pipes [mm]	Wire Ø [mm] Vert/Horiz	Weight [kg]
Mobilt HDG-4mm EH	OT-MOB-HDG4	3430×2000	no	120×250	38×1,5	25×1,5	4,0	18,8

MOBILT gatedoor for mesh fences is assembled on concrete or PVC feet.



Gate type	Index	Dimensions [mm]	Additional Reinforcement	Mesh eye [mm]	Vertical pipes [mm]	Horizontal pipes [mm]	Wire Ø [mm] Vert/Horiz	Weight [kg]
Gatedoor Mobilt	OT-MOB-F1	1160×1805	no	120×250	38×1	25×1	3,0	4,6

MOBILT RC gatedoor for mesh fences is assembled on concrete or PVC feet.




Gate type	Index	Dimensions [mm]	Additional Reinforcement	Mesh eye [mm]	Rounded pipe [mm]	Wire Ø [mm] Vert/Horiz	Weight [kg]
Gatedoor Mobilt RC	OT-MOB-F2	1160×1805	no	120×250	38×1	3,0	6,6

MOBILT gatedoor Anti-Climb for mesh fences is assembled on concrete or PVC feet.



Gate type	Index	Dimensions [mm]	Additional Reinforcement	Mesh eye [mm]	Vertical pipes [mm]	Horizontal pipes [mm]	Wire Ø [mm] Vert/Horiz	Weight [kg]
Gatedoor Mobilt Anti-Climb	OT-MOB-F3	1160×1805	no	40×250	38×1	25×1	3,0	6,5

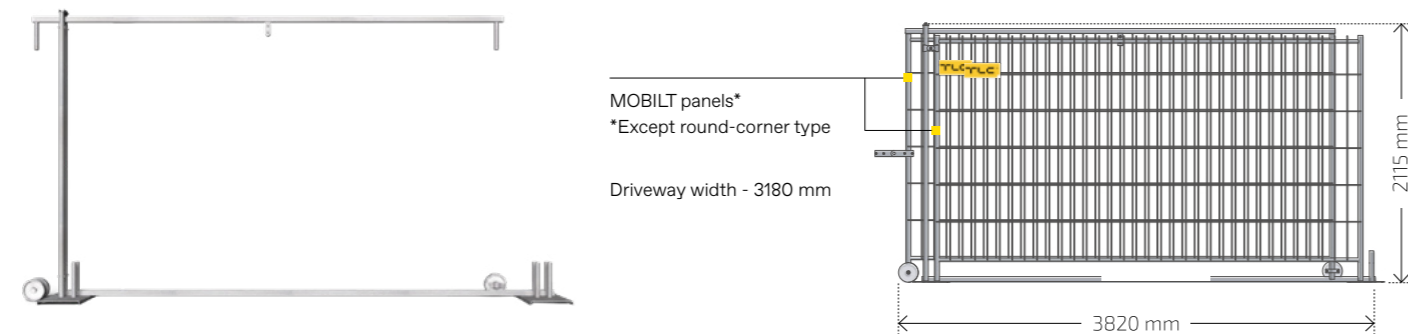
MOBILT RC gatedoor Anti-Climb for mesh fences is assembled on concrete or PVC feet.



Gate type	Index	Dimensions [mm]	Additional Reinforcement	Mesh eye [mm]	Rounded pipe [mm]	Wire Ø [mm] Vert/Horiz	Weight [kg]
Gatedoor Mobilt RC Anti-Climb	OT-MOB-F4	1160×1805	no	40×250	38×1	3,0	8,5

Sliding MOBILT vehicle gate is the alternative to swing gates and can be used in places with limited space. Gate feet connect the gate with the fence and include a notch to anchor the construction to the ground.

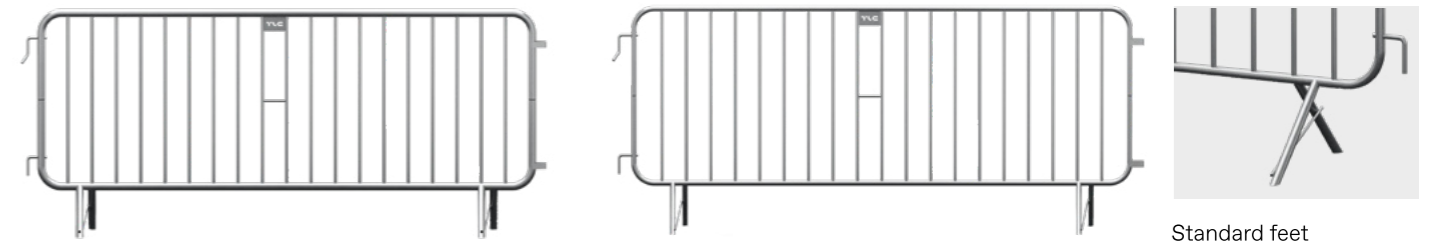
MOBILT panels are not included.



Frame size width x height [mm]	Framework	Filling	Weight [kg]	Index
3820×2115	tubes 42 × 2 and channels 60 mm	two MOBILT panels (except round-corner type)	from 47 to 56	OT-BP

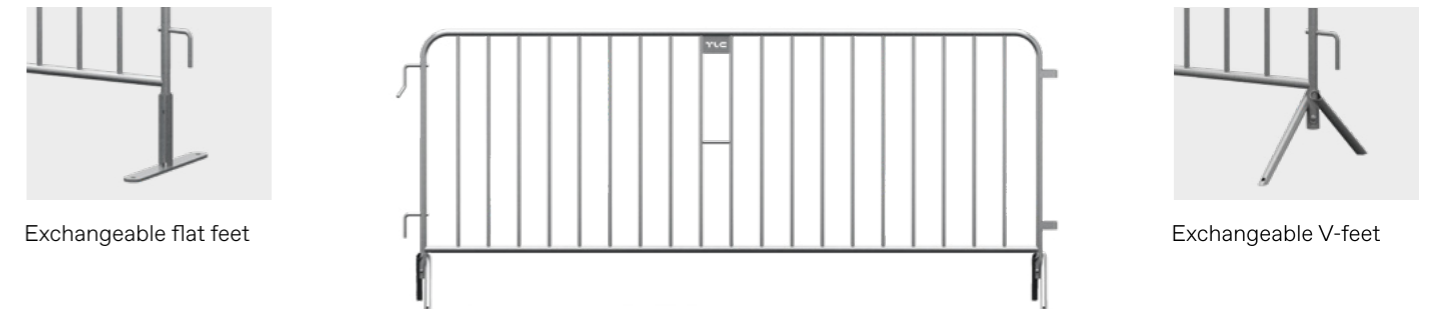
City Standard

City Light



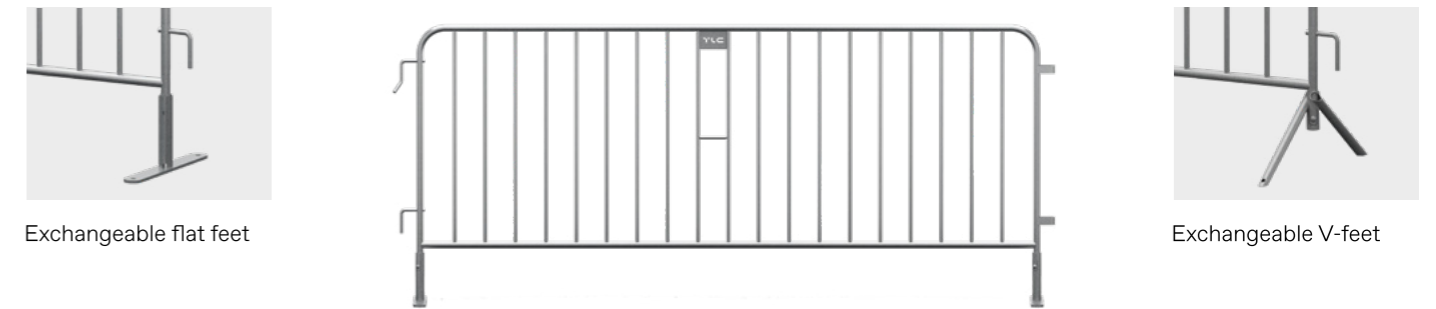
Barrier type	Index	Dimensions [mm]	Additional Reinforcement	Design [mm]	Filling [mm]	Weight [kg]
City Standard	P-OT-CSG	2600 × 1100	hot-dip galvanizing	steel tubes 38×1,5	pipes 16	20
City Light	P-OT-CLG	2600 × 1100	hot-dip galvanizing	steel tubes 25×1,5	pipes 14	13

City Standard W




Barrier type	Index	Dimensions [mm]	Additional Reinforcement	Design [mm]	Filling [mm]	Weight [kg]
City Standard W	P-OT-CSW	2600 × 1100	hot-dip galvanizing	steel tubes 38×1,5	pipes 16	19,4

City Light W



Barrier type	Index	Dimensions [mm]	Additional Reinforcement	Design [mm]	Filling [mm]	Weight [kg]
City Light W	P-OT-CLW	2600 × 1100	hot-dip galvanizing	steel tubes 25×1,5	pipes 14	12,9

City ECO Light




Barrier type	Index	Dimensions [mm]	Additional Reinforcement	Design [mm]	Filling [mm]	Weight [kg]
City ECO Light	P-OT-CGR-2,3	2260 × 1125	galvanized steel	steel tubes 28×1	pipes 14	9,5

Smart



Panel type	Index	Dimensions [mm]	Frame Construction [mm]	Filling	Weight [kg]
Smart RAL Painted Panel	P-OT-S-RAL	2825x2080	steel tube 40x2 angle bars 60x40x2	Trapezoidal T18 RAL sheets	38
Smart Galvanized Panel	P-OT-S-ZN-Z			Trapezoidal T18 galvanized	35,5

Smart Light



Panel type	Index	Dimensions [mm]	Frame Construction [mm]	Filling	Weight [kg]
Smart RAL Painted Panel	P-OT-SL-RAL	2825x2080	steel tube 40x1,5 angle bars 60x40x1,5	Trapezoidal T18 RAL sheets	34
Smart Galvanized Panel	P-OT-SL-ZN-Z			Trapezoidal T18 galvanized	31,5


Available fillings



RAL 7035




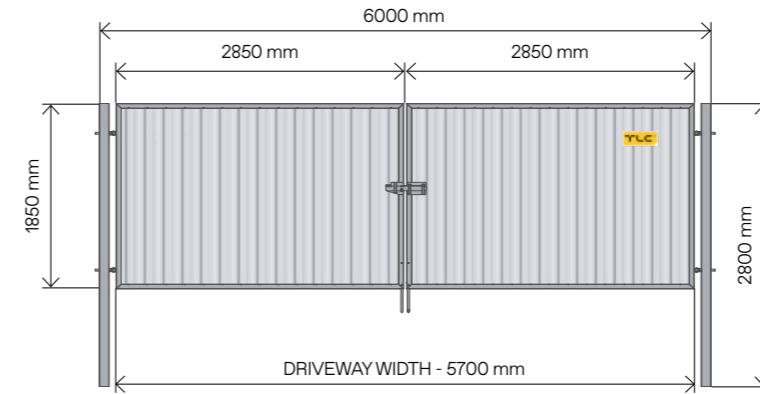
GALVANIZED PANEL



RAL 5010

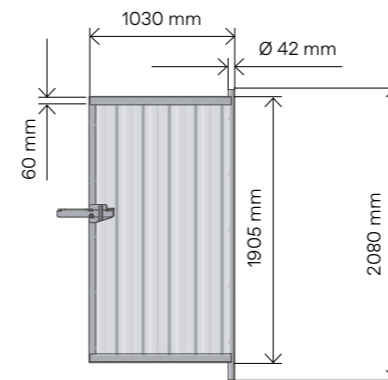
PANELS CAN BE PAINTED IN SELECTED RAL COLOURS

SMART vehicle gate mounted on steel poles concreted to the ground. The driveway of the gate is large enough to ensure easy entry and exit of lorries.



Gate type	Index	Dimensions [mm]	Framework	Poles	Filling	Weight [kg]
Smart vehicle gate	OT-BS	2850x1850	channels and bevels 40 and 35 mm	closed square 100 mm profiles	trapezoidal T18 sheets	169

SMART pedestrian gate mounted on concrete/PVC feet and attached to a panel with a hinge.



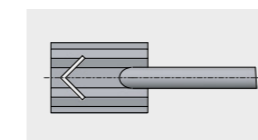
Gate type	Index	Dimensions [mm]	Framework	Filling	Weight [kg]
SMART pedestrian gate	OT-FS	1030x1905	angle bars and steel tubes 40x2 / 40 - 60 mm	trapezoidal T18 sheets	25,7

SMART pedestrian gate hinge - it gives the possibility to assemble the pedestrian gate.

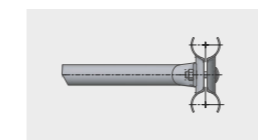
Dimensions: 154x142x50 mm	Weight: 0,7 kg	Index: OT-ZA-S
---------------------------	----------------	----------------



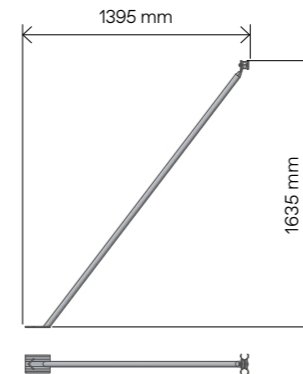
P-1 support is used as a stabilising element for temporary fences. It is made of a 2150 mm long tube which is mounted to a clamp and it is fixed to the bearing ground with a drop-in anchor.



Foot with hole for an anchor

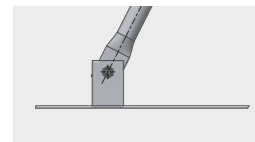


Clamp

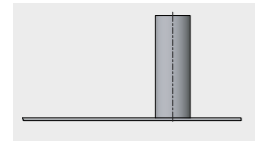


Design: steel tubes 32x1,5, steel sheets 3 mm	Dimensions: 1395 x1635 mm	Weight: 2,5kg	Index: P-OT-P1-Z
---	---------------------------	---------------	------------------

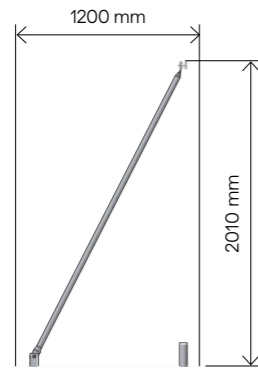
P2 Support enables stable fence installation. It consists of a 1200 mm long steel base and 2170 mm long tube which to a clamp. They don't need to be anchored. Support loads are required.



Mounting of support tube




Panel socket



The support loads are not included


Design: steel tubes 32x1,5, steel sheets 3 mm	Dimensions: 1200 x2010 mm	Weight: 10kg	Index: P-OT-P2
---	---------------------------	--------------	----------------

Steel anchor is used to fix P-1 supports in a bearing ground on which fencing is installed.



Dimensions : 510x40 mm	Weight : 1,2 kg	Index : P-OT-KT-Z
------------------------	-----------------	-------------------

Special anchor is used for installation of fencing directly on the ground as an alternative to concrete/PVC feet. It has sockets allowing for the installation of panels.




Dimensions: 600x140 mm	Weight: 2,6 kg	Index: M-OT-KT2
------------------------	----------------	-----------------

Pin allows for better stability of fencing installed on the ground. It can be used to improve capacity of a foot and to fix supports of the fencing installed on a compact ground.



Dimensions: 460x125 mm	Weight: 0,7 kg	Index: P-OT-SZ-Z
------------------------	----------------	------------------


PVC type 18 foot - is made of a hard, thermoplastic mixture that is characterized by high durability. Includes openings used as transport holders. Designed to assemble hoarding and mesh fence panels.



Fences types: Mobilt, Smart

Dimensions: 685x251x138 mm	Weight: 18,5 kg	Index: OT-ST17
----------------------------	-----------------	----------------


Concrete foot thanks to its weight, the foot stabilizes the fence very well. It includes openings serving as holders when assembling or transporting.



P-OT-ST24



P-OT-ST32




Fences types: Mobilt, Smart

Dimensions: 560x190x110 mm	Weight: 24 kg	Index: OT-ST24
Dimensions: 590x220x130 mm	Weight: 32 kg	Index: OT-ST32

Clamps are used in order to connect individual panels, and improves the stability of the fence.

Clamp OT-KL-Z

Made of 3 mm thick sheet.



Fences types: Mobilt, Smart

Dimensions: 130x70x54 mm	Weight: 0,33 kg	Index: OT-KL-Z
--------------------------	-----------------	----------------

Clamp M-OT-KL3


Made of 1,7 mm thick sheet.



Fence type: Mobilt


Dimensions : 121x56 mm	Weight : 0,3 kg	Index : OT-KL3
------------------------	-----------------	----------------

Mobilt lock - is used to lock pedestrian gate with carriage bolt.




Fences types: Mobilt

Dimensions: 181x108 mm	Weight: 1 kg	Index: OT-RY7
------------------------	--------------	---------------



Anti lift device - prevents the Mobilt panel from sliding from the stabilizing feet.



Fences types: Mobilt, Smart

Dimensions: 279x397x30 mm	Weight: 0,74 kg	Index: OT-KL1
---------------------------	-----------------	---------------



Gate wheel with the standard panel and a hinge forms a temporary gate. The wheel is mounted at the lower part of the ring, with a vertical tip on the panel.



Fences types: Mobilt, Smart

Dimensions: ø160x40 mm	Weight: 1,2 kg	Index: OT-KO-Z
------------------------	----------------	----------------




Pedestrian/vehicle gate drop bolt used to avoid accidental shutting. Made of steel tubes and tightening elements attached to a vertical tube of a gate.



Fences types: Mobilt

Dimensions: 300x160x130 mm	Weight: 1,2 kg	Index: OT-RY
----------------------------	----------------	--------------



Hinge standard used with the standard panel forms a temporary gate. Mounted in the upper part of the panel and secured with a screw. Made of tubes and steel profiles.



Fences types: Mobilt, Smart

Dimensions: 200x120x40 mm	Weight: 2,6 kg	Index: OT-ZA-Z
---------------------------	----------------	----------------



Barbed wire holder type V1 used with MOBILT mesh fences allow for fast and easy assembly and disassembly of the barbed wire thanks to special cutouts.



Fences type: Mobilt

Dimensions: 720x890 mm	Weight: 2,2 kg	Index: OT-DK
------------------------	----------------	--------------



Mobilt RC hinge - this component cooperates with Round Corner Mobilt fence system.



Fences type: Mobilt

Dimensions: 150x97x50 mm	Weight: 0,8 kg	Index: OT-ZA2
--------------------------	----------------	---------------



Barbed wire holder type V2 was designed to use with Mobilt mesh fences with round upper corners.




Fences types: Mobilt

Dimensions: 779x849 mm	Weight: 1,8 kg	Index: OT-DK2
------------------------	----------------	---------------



Mobilt fences and City barriers reflex reflector provides better visibility of a determined communication route after dusk. Possibility to assemble the reflexes on any type of Mobilt fences and City barriers.



Mesh is made of light material perfect to place aesthetic advertisements. It is characterized by high wind permeability.

Mesh nets are available in two versions:

- PVC Mesh Standard
- Poliester Mesh Premium




SMART transport pallet - The pallet has sockets for safe placement of panels to protect them from damage during transport and storage.

Index	Dimensions [mm]	Capacity	Weight [kg]
OT-PSM1	2968x1210	28 SMART or SMART Light panels	89




CITY transport pallet - is used for transport and proper storage of CITY security barriers.

Index	Dimensions [mm]	Capacity	Weight [kg]
TM-PMR5	1300 x 1374	26 City standards barriers / 38 City Light	68,6




MOBILT PMOB7 transport pallet - designed for proper transport and storage of Mobilt panels with accessories. The pallet include practical sockets designed for forklifts.

Index:	Dimensions [mm]	Capacity	Weight [kg]
OT-PMOB7	3510x1200	30 panels and 30 PVC / concrete feet + 30 clamps	96,2




MOBILT PMOB3 transport pallet - designed for proper transport and storage of Mobilt panels. The pallet includes practical sockets designed for forklifts.

Index	Dimensions [mm]	Capacity	Weight [kg]
OT-PMOB3	3615x1190	30 MOBILT panels	66,6



MOBILT OT-MPMOB transport pallet - designed for proper transport and storage of Mobilt panels. The biggest advantage is the low weight and small dimensions.

Index	Dimensions [mm]	Capacity	Weight [kg]
OT-MPMOB	1226x195x96 x2	30 MOBILT panels	6,6 x2



The combination of Swedish technology and Polish entrepreneurship has allowed us to specialise in the design and production of solutions for the industrial and construction sectors.

POLAND

TLC Sp. z o.o.

+48 505 140 140
info@tlc.eu
tlc.eu

SWEDEN

Inter TLC AB

+46 70 525 99 18
info@intertlc.se
intertlc.se

GERMANY

Inter TLC GmbH

+49 5147 709 00 72
info@intertlc.de
intertlc.de

FRANCE

Inter TLC SAS

+33 6 78 93 84 61
info@intertlc.fr
intertlc.fr

We started in 2005 as a small company and today we are a group of companies with projects all over the world. The thousands of projects we have completed confirm that we are a trusted business partner. Our key customers include leading companies in the construction and industrial sectors.

We are committed to green solutions and sustainability in our operations.

Visit our website:
[TLC.EU](https://www.tlc.eu)

