

TLC^{EU}

City

crowd control barriers

City portable barriers are designed for temporary fencing of areas during sporting events and concerts.

They are used to fence off routes and temporary communication routes.



easy assembly
and disassembly



excellent for
delineating
communication
pathways



no additional
loads required
for installation



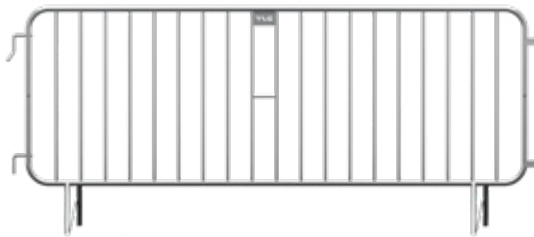
available in standard
and light versions



check out the full range
of our City barriers

City Standard

City Light



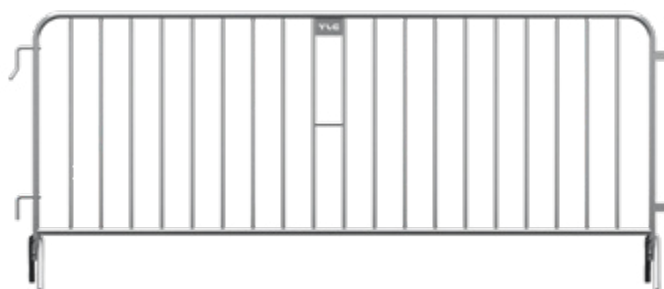
Standard feet

Barrier type	Index	Dimensions [mm]	Additional Reinforcement	Design [mm]	Filling [mm]	Weight [kg]
City Standard	P-OT-CSG	2600 × 1100	hot-dip galvanizing	steel tubes 38×1,5	steel tubes 16×1	20
City Light	P-OT-CLG	2600 × 1100	hot-dip galvanizing	steel tubes 25×1,5	steel tubes 14×1	13

City Standard W



Exchangeable flat feet




Exchangeable V-feet

Barrier type	Index	Dimensions [mm]	Additional Reinforcement	Design [mm]	Filling [mm]	Weight [kg]
City Standard W	P-OT-CSW	2600 × 1100	hot-dip galvanizing	steel tubes 38×1,5	steel tubes 16×1	19,4

City Light W



Exchangeable flat feet



Exchangeable V-feet

Barrier type	Index	Dimensions [mm]	Additional Reinforcement	Design [mm]	Filling [mm]	Weight [kg]
City Light W	P-OT-CLW	2600 × 1100	hot-dip galvanizing	steel tubes 25×1,5	steel tubes 14×1	12,9

City ECO Light



Standard feet

Barrier type	Index	Dimensions [mm]	Additional Reinforcement	Design [mm]	Filling [mm]	Weight [kg]
City ECO Light	P-OT-CGR-2,3	2260 × 1125	galvanized steel	steel tubes 28×1	steel tubes 14×1	9,5